



**MOTOROLA SOLUTIONS**

**MOTOTRBO™ DP4401 EX MA ATEX PORTABLE RADIO**  
**MOTOTRBO™ DP4801 EX MA ATEX PORTABLE RADIO**  
**403-470 MHz**

[EU Declaration of Conformity](#)

[Déclaration UE de Conformité](#)

[EU-Konformitätserklärung](#)

[Dichiarazione di conformità UE](#)

[Deklaracja zgodności UE](#)

[Declaración UE de conformidad](#)

## EU Declaration of Conformity (DoC-15101300182-D)

This declaration of conformity is issued under the sole responsibility of the manufacturer. The object of the declaration is in conformity with the relevant Union harmonization legislation:

2014/53/EU Radio Equipment Directive  
2014/34/EU ATEX (Explosive Atmosphere Directive), including all amendments  
2011/65/EU on RoHS-2 for Restriction of the use of Hazardous Substances  
2012/19/EU WEEE Waste Electrical and Electronic Equipment  
2013/35/EU on Occupational Exposure to Electromagnetic Fields  
1999/5/EC on Radio Equipment and Telecommunications Terminal Equipment (Non-RED Countries)

**Object of the Declaration:** MOTOTRBO DP4000 Ex Ma ATEX Portable Radios Series

DP4801 Ex Ma, Type Designator: PBE502HEMaGEx, 403-470MHz, TX 1W, full keypad, display  
DP4401 Ex Ma, Type Designator: PBE502BEMaGEx, 403-470MHz, TX 1W, plain

**Superseded Remarks:** This DoC supersedes DOC-15101300182-C

**Manufacturer:** Motorola Solutions Germany GmbH, Am Borsigturm 130, 13507 Berlin, Germany

### Conformity:

#### Radio Equipment, Article 3(2):

RED:

EN 300 086 V2.1.2,  
EN 300 113-2 V2.2.1,  
EN 300 219-2 V2.1.1

RTTE:

EN 300 086 - 1 V1.4.1, EN 300 086 - 2 V1.3.1  
EN 300 113 - 1 V1.7.1, EN 300 113 - 2 V1.5.1  
EN 300 219 - 1 V1.2.1, EN 300 219 - 2 V1.1.1

#### EMC, Article 3(1)b:

EN 301 489-1 V1.9.2,  
EN 301 489-5 V1.3.1

#### Safety, Article 3(1)a:

EN 60950-1:2006/A11:2009/A1:2010/A12:2011/AC:2011/A2:2013  
Compliant with the ICNIRP (1998) Occupational / Controlled Exposure Limits  
EN 62311:2008

#### ATEX, Article 1(2):


EN60079-0:2012 + A11:2013, EN 60079-11:2012

### Year of first application of CE mark: 2015


EC Type Examination Certificate: BVS 15 ATEX E115 X  
ATEX classification: II 2G Ex ib IIC T4 Gb; II 2D Ex ib IIIC T130°C Db; I M1 Ex ia I Ma; IP64

The essential radio test suites, as defined in the quoted harmonized standards, have been performed.

BERLIN, 17-JUL-2017



Andreas Scheunemann  
Managing Director Motorola Solutions  
Germany GmbH,  
Am Borsigturm 130, D-13507 Berlin, Germany



Rüdiger Maurer  
Director of Product Safety and Regulatory  
Compliance,  
Motorola Solutions Germany GmbH



Fritz Bollmann  
Product Safety and Regulatory Compliance,  
Motorola Solutions Germany GmbH

## Rev. 1 Addendum to EU Declaration of Conformity (DoC-15101300182-D)

This declaration of conformity is an addendum to above referenced product DoC and is issued under the sole responsibility of the manufacturer.

The accessories described below are in conformity with the relevant Union harmonisation legislation. The listed accessories are certified and approved for use with the radios listed in the referenced DoC.

### ANTENNA

PMAE4081A	DMR folded monopole (403 - 433MHZ) Ex
PMAE4082A	DMR folded monopole (430 - 470MHZ) Ex
PMAE4083A	Stubby antenna 11cm (403 - 433MHZ) Ex
PMAE4084A	Stubby antenna 11cm (430 - 470MHZ) Ex
PMAE4085A	DMR whip antenna (403 - 470MHZ) Ex

### AUDIO

PMLN6089A	PELTOR HEADSET MT1H7P3E2-07-51
PMLN6090A	PELTOR HEADSET MT1H7F2-07-51
PMMN4094A	Noise Cancelling ATEX RSM

### BATTERY

NNTN8840A	IMPRES IECEX/ATEX Ma IP67 LIION 2000T
-----------	---------------------------------------

### BODYWORN

PMLN5610A	Replacement 2.5 inch Swivel Belt Loop
PMLN6086A	Belize ATEX Belt Clip
PMLN6096A	Hard Leather Carry Case 2.5-Inch Swivel Belt Loop for Non-Keypad Radio
PMLN6097A	Belize ATEX Hard Leather Carry Case 2.5 SWL FKP
PMLN6098A	Soft Leather Carry Case 2.5-Inch Swivel Belt Loop for Non-Keypad Radio
PMLN6099A	Belize ATEX Soft Leather Carry Case 2.5 SWL FKP

### OTHERS

15012157001	Dust Cover Assembly
PMLN6368A	ADAPTER FOR PELTOR HEADSET FL5263-34
PMLN6803A	Adapter for Peltor Headset FL4963-50-34

### SOFTWARE

The installed radio software is under the full control of the manufacturer with no access by the user and is in compliance with the relevant directives.

The above accessories are shown with their global part numbers. In practice the accessory will have a regional prefix. Prefixes are purely done for regional kittings - primarily the manual (languages) and packaging. Prefixes are MD for European countries, AA of United States and AZ for Asia/Pacific region.

Note: A copy of the above referenced signed and dated Declaration of Conformity can be obtained either via your local Motorola help desk, via your dealer from where you purchased this radio or alternatively you can send an email request to [manufacturerdeclaration.eu@motorolasolutions.com](mailto:manufacturerdeclaration.eu@motorolasolutions.com), or via <http://www.motorolasolutions.com/Business/XU-EN/BMS+Resource+Library>

## Electromagnetic Energy (EME) Test Laboratory

### Conformity of models listed with occupational Exposure Level Values (ELVs) in Directive 2013/35/EU

This declaration confirms compliance of Motorola Solutions' portable radio(s) model(s) with approved accessories

Model Number	Type Designator	Description
MDH56QCC9QA5AN	PBE502BEMaGEx	Belize ATEX M1 UHF 403-470 MHz, 1W, GOB, plain
MDH56QCN9QA5AN	PBE502HEMaGEx	Belize ATEX M1 UHF 403-470 MHz, 1W, GOB, Full keypad, display

with the ICNIRP<sup>1</sup> limits for radio frequency (RF) energy exposure. The ICNIRP guidelines were developed by an independent scientific organization after thorough evaluations of relevant research studies, and have been endorsed by the World Health Organization (WHO). The ICNIRP guidelines are also referenced in the European Directive 2013/35/EU,<sup>2</sup> forming the basis of the applicable radio-frequency exposure framework for workers.

The applicable exposure limit is specified in terms of the Specific Absorption Rate (SAR), measured in units of watts per kilogram (W/kg). SAR tests of Motorola Solutions radios were conducted in accordance with harmonised<sup>3</sup> standard EN 62311:2008,<sup>4</sup> using standard operating configuration for the device(s) while transmitting at nominal power, with results scaled to the highest certified power level in all tested frequency bands.

SAR tests, performed at a laboratory certified to the ISO/IEC Guide 17025,<sup>5</sup> show that said Motorola Solutions' portable radio model(s), in all tested operating modes (on the body, on the sides of the head, and in front of the face as applicable), at the highest certified power level(s), conform(s) with the ICNIRP limits for professional devices and occupational users,<sup>6</sup> and both the health and the sensory ELVs defined in Directive 2013/35/EU.<sup>7</sup>

Sincerely,



Tiong  
Nguk  
Ing

Digitally signed by Tiong  
Nguk Ing  
DN: cn=Tiong Nguk Ing,  
o=Motorola Solutions,  
ou=Regulatory  
Compliance Lab,  
email=ti.ning@motorola  
solutions.com, c=MY  
Date: 2017.07.14 23:38:29  
+08'00'

Tiong Nguk Ing on behalf of Pei Loo Tey  
Penang EME Laboratory Manager  
DATE : 14-JUL-2017

<sup>1</sup> ICNIRP (1998): International Commission on Non Ionizing Radiation Protection, "Guidelines for Limiting Exposure to Time-Varying Electric, Magnetic, and Electromagnetic Fields (Up to 300 GHz)" Health Physics, vol. 75, no. 4, pp. 494-522.  
<sup>2</sup> Directive 2013/35/EU of the European Parliament and of the Council of 26 June 2013 on the minimum health and safety requirements regarding the exposure of workers to the risks arising from physical agents (electromagnetic fields) (20th individual Directive within the meaning of Article 16(1) of Directive 89/391/EEC) and repealing Directive 2004/40/EC.  
<sup>3</sup> European Commission communication in the framework of the implementation of Directive 1999/5/EC of the European Parliament and of the Council on radio equipment and telecommunications terminal equipment and the mutual recognition of their conformity. Official Journal of the European Union 2016/C 249/01.  
<sup>4</sup> EN 62311:2008 Assessment of electronic and electrical equipment related to human exposure restrictions for electromagnetic fields (0 Hz - 300 GHz). Although the standard is defined for the general public, it provides guidance for occupational exposures in Annex B.  
<sup>5</sup> ISO/IEC 17025:2005. General requirements for the competence of testing and calibration laboratories.  
<sup>6</sup> Implicit whole-body SAR compliance with the 0.4 W/kg limit is shown using the threshold (16.8 W) derived from Table B.1 in EN 62311:2008.  
<sup>7</sup> The Specific Absorption (SA) sensory limits defined in Directive 2013/35/EU apply only to ultra-short-pulsed radio-frequency waveforms capable of inducing the microwave hearing effect, e.g., powerful RADAR emissions, but not the Motorola Solutions radio(s) referenced herein.

## Translation

# (1) EC-Type Examination Certificate

- (2) Equipment and protective systems intended for use in potentially explosive atmospheres - Directive 94/9/EC
- (3) No. of EC-Type Examination Certificate: **BVS 15 ATEX E 115 X**
- (4) Equipment: **Radiotelephone type DP\*\*\*\* Ex Ma**
- (5) Manufacturer: **Motorola Solutions Germany GmbH**
- (6) Address: **Am Borsigturm 130, 13507 Berlin, Germany**
- (7) The design and construction of this equipment and any acceptable variation thereto are specified in the appendix to this type examination certificate.
- (8) The certification body of DEKRA EXAM GmbH, notified body no. 0158 in accordance with Article 9 of the Directive 94/9/EC of the European Parliament and the Council of 23 March 1994, certifies that this equipment has been found to comply with the Essential Health and Safety Requirements relating to the design and construction of equipment and protective systems intended for use in potentially explosive atmospheres, given in Annex II to the Directive. The examination and test results are recorded in the Test and Assessment Report BVS PP 15.2206 EG.
- (9) The Essential Health and Safety Requirements are assured by compliance with:
- EN 60079-0:2012 + A11:2013 General requirements**  
**EN 60079-11:2012 Intrinsic Safety "i"**
- (10) If the sign "X" is placed after the certificate number, it indicates that the equipment is subject to special conditions for safe use specified in the appendix to this certificate.
- (11) This EC-Type Examination Certificate relates only to the design, examination and tests of the specified equipment in accordance to Directive 94/9/EC. Further requirements of the Directive apply to the manufacturing process and supply of this equipment. These are not covered by this certificate.
- (12) The marking of the equipment shall include the following:

**II 2G Ex ib IIC T4 Gb**  
**II 2D Ex ib IIIC T130°C Db**  
**I M1 Ex ia I Ma**  
**IP64**

DEKRA EXAM GmbH  
Bochum, dated 2015-10-08

Signed: Simanski

\_\_\_\_\_  
Certification body

Signed: Dr. Wittler

\_\_\_\_\_  
Special services unit

- (13) Appendix to
- (14) **EC-Type Examination Certificate  
BVS 15 ATEX E 115 X**
- (15) 15.1 Subject and type

Radiotelephone type DP\*\*\*\* Ex Ma

Instead of the \*\*\*\* in the complete denomination numerals will be inserted which characterize the following modifications:

DP4801	Ex Ma Europa, Africa, Australia and New Zealand Full –Keypad Model (EMEA FKP)
DP4401	Ex Ma Europe, Africa, Australia and New Zealand Non–Keypad Model (EMEA NKP)

15.2 Description

The radio telephones type DP\*\*\*\* Ex Ma are portable 2-way radios that serve communication in the VHF (136 to 174 MHz) and UHF (403 to 470 MHz) band.

The radios are only used with the Battery NNTN8840A and the dust cover with the part number 15012157001 or one of the approved accessories.

The antennas listed below can be connected to the radios.

For use with the 136-174 MHz versions

Part No	Description	
PMAD4126A	GPS helical antenna	(136 – 147 MHz) Ex
PMAD4127A	GPS helical antenna	(147 – 160 MHz) Ex
PMAD4128A	GPS helical antenna	(160 – 174 MHz) Ex
PMAD4129A	Stubby antenna 11cm	(136 – 147 MHz) Ex
PMAD4130A	Stubby antenna 11cm	(147 – 160 MHz) Ex
PMAD4131A	Stubby antenna 11cm	(160 – 174 MHz) Ex
PMAD4132A	Wideband antenna	(136 – 174 MHz) Ex

For use with the 403 to 470 versions

Part No	Description	
PMAE4081A	DMR folded monopole	(403 – 433 MHz) Ex
PMAE4082A	DMR folded monopole	(430 – 470 MHz) Ex
PMAE4083A	DMR stubby antenna	(403 – 433 MHz) Ex
PMAE4084A	DMR stubby antenna	(430 – 470 MHz) Ex
PMAE4085A	DMR whip antenna	(403 – 470 MHz) Ex

The following carry devises can be used with the radios:

Part No	Description
PMLN6086A	ATEX Belt Clip 2.5-Inch Belt Width
PMLN6096A	Hard Leather Carry Case 2.5-Inch Swivel Belt Loop for Non-Keypad Radio
PMLN6097A	Hard Leather Carry Case 2.5-Inch Swivel Belt Loop for Full-Keypad Radio
PMLN6098A	Soft Leather Carry Case 2.5-Inch Swivel Belt Loop for Non-Keypad Radio
PMLN6099A	Soft Leather Carry Case 2.5-Inch Swivel Belt Loop for Full-Keypad Radio
PMLN5610A	2.5-Inch Replacement Swivel Belt Loop
15012157001	Dust Cover Assembly



The following separately certified accessories can be used with the radio:

Part No	Description	Certificate
PMMN4094A	Noise Cancelling ATEX RSM (Ambient temperature range: $-20\text{ °C} \leq T_a \leq +55\text{ °C}$ )	BVS 15 ATEX E 054X (For Group I, II and III)
FL5263-34 (PMLN6368A)	PTT Adapter for use with Headset (Ambient temperature range: $-20\text{ °C} \leq T_a \leq +50\text{ °C}$ )	Nemko 13 ATEX1521X (Issue 2) (For Group I and II)
FL4063-50-34 (PMLN6803A)	PTT Adapter for use with Headset (Ambient temperature range: $-20\text{ °C} \leq T_a \leq +50\text{ °C}$ )	Nemko 13 ATEX1521X (Issue 2) (For Group I and II)

The earpiece type PMLN 7188A can be connected to the 3.5 mm Audio Jack of ANC Remote speaker microphone PMMN4094A.

The accessories listed below can be connected to the ANC Remote Speaker microphone PMMN4094A or the PTT Adapter FL5263-34 (PMLN6368A) and FL4063-50-34 (PMLN6803A).

MT1H7P3E2-07-51 (PMLN6089A)	Headset Series, Tactical XP (Ambient temperature range: $-20\text{ °C} \leq T_a \leq +40\text{ °C}$ )	Nemko 10 ATEX1029X Issue 2 (For Group I and II)
MT1H7F2-07-51 (PMLN6090A)	Headset Series, Tactical XP (Ambient temperature range: $-20\text{ °C} \leq T_a \leq +40\text{ °C}$ )	Nemko 10 ATEX1029X Issue 2 (For Group I and II)

The accessories, the antennas and the battery can only be connected or disconnected outside the potentially hazardous environment.

The ambient temperature range for the radios and the battery NNTN8840A is  $-20\text{ °C} \leq T_a \leq +55\text{ °C}$ .

Only chargers listed in the Motorola safety instruction MN001673A01 can be used with the battery NNTN8840A outside the potentially hazardous environment.

### 15.3 Parameters

15.3.1. Electrical data			
15.3.1.1 Frequency range	VHF UHF	136 - 174 403 - 470	MHz MHz
15.3.1.2 Radio output power		2 W maximal (ib, Gruppe II, III) 3.41 W maximal (ia, Gruppe I)	
15.3.1.3 Supply Voltage (NNTN8840A)			
Nominal	$U_n$	7.6	V
Peak open Voltage	$U_o$	8.4	V
15.3.2 Ambient temperature range		$-20\text{ °C} \leq T_a \leq +55\text{ °C}$	
15.3.3 Ingress protection		IP64	

### (16) Test and Assessment Report

BVS PP 15.2206 EG as of 2015-10-08



(17) Special conditions for safe use

The radio, the battery and the accessories are only protected for the low risk of mechanical danger for Group I applications.

The battery will only be changed or charged outside the potentially hazardous area.

If the charge indicator lights at the charger consistently indicate a defective battery or is deviating from those listed in the manual of the chargers the battery is not allowed to be used in the hazardous environment anymore.

Use only chargers listed in the user manual MN001673A01.

---

We confirm the correctness of the translation from the German original.  
In the case of arbitration only the German wording shall be valid and binding.

DEKRA EXAM GmbH  
44809 Bochum, 2015-10-08  
BVS-/Hil/Ha/Mu A 20140263

Certification body

Special services unit







**Hazardous Location Safety Instruction and Approved Accessories Listing for Radio Systems below:**

- DP4801 Ex Ma Europe, Africa, Australia and New Zealand Full-Keypad Model (EMEA FKP)
- DP4401 Ex Ma Europe, Africa, Australia and New Zealand Non-Keypad Model (EMEA NKP)
- NNTN8840A Ex IMPRES ATEX/IECEX Ma Li-Ion Battery

**IECEX – IECEX BVS 15.0096X**

The radio systems listed above, when properly equipped with the battery NNTN8840A, are certified for use per the classification below:

- Ex ib IIC T4 Gb (Approved for Zone 1, 2, Equipment group II, Gasgroup C, Temperature class T4)
- Ex ib IIIC T130°C Db (Approved for Zone 21, 22, Equipment group III, Dustgroup C)
- Ex ia I Ma (Approved for Zone M1, Equipment group I)

**ATEX – BVS 15 ATEX E115 X**

The radio systems listed above, when properly equipped with the battery NNTN8840A, are certified for use per the classification below:

- II 2G Ex ib IIC T4 Gb (Approved for Category 2G/ Zone 1, 2, Equipment group II, Gasgroup C, Temperature class T4)
- II 2D Ex ib IIIC T130°C Db (Approved for Category 2D/ Zone 21, 22, Equipment group III, Dustgroup C)
- I M1 Ex ia I Ma (Approved Category/ Zone M1, Equipment group I)

Ambient temperature range: -20°C ≤ Tamb ≤ 55°C  
Ingress protection level: IP64

The Year of manufacturing is coded in the second of the 3-digit alphanumeric section of the serial number on the chassis of the radio (NNNAAAANNNN).

Code	Manufacturing Year
R	2015
S	2016
T	2017
U	2018
V	2019
W	2020
X	2021
Y	2022
Z	2023

MOTOROLA, MOTO, MOTOROLA SOLUTIONS and the Stylized M Logo are trademarks or registered trademarks of Motorola Trademark Holdings, LLC and are used under license. All other trademarks are the property of their respective owners. © 2015 Motorola Solutions, Inc. All rights reserved.

Motorola Solutions, Inc.  
1303 E. Algonquin Rd., Schaumburg,  
IL 60196, U.S.A.

Printed in




MN001673A01-AA

1

English


## Operational Cautions for Intrinsic Safe Equipment



Caution

- The radio units must be ordered with the intrinsic safety option and shipped from the Motorola Solutions manufacturing facility with the hazardous location certification label. Radio will not be upgraded to this capability or labeled once they have been shipped.
- DO NOT charge the batteries inside the potentially hazardous atmosphere. Charge batteries only outside the hazardous atmosphere.
- DO NOT disconnect or change the batteries inside potential hazardous atmosphere. The batteries have to remain attached to the radios in the hazardous atmosphere.
- Use only ATEX / IECEx approved accessories in the potentially hazardous atmosphere as listed in the section "Approved Accessories" on page 3.
- Check the hazardous location classification of the accessories. The system of radio and accessory is only protected to the lowest classification of both.
- When the radio is used in a hazardous area, it is mandatory that either the protective cover 15012157001 or an ATEX / IECEx approved accessory is fitted at the accessory connector.
- Ensure that only antennas listed in the Approved Accessories section are used in the potentially hazardous atmosphere.
- Change accessories, antennas or the dustcover only outside the hazardous environment in a dust free and dry environment.
- Check that the accessory connector area is in good condition (dry and free of dust).
- Fasten the accessory connector, antenna and dustcover tightly to the radio before entering the potentially hazardous atmosphere.
- DO NOT operate radio communications equipment in potentially hazardous areas unless it is certified as intrinsically safe. This could result in unsafe condition in hazardous areas. DO NOT use the unit in hazardous areas if it has been physically damaged (for example: cracked housing, water intrusion, damaged antenna). The intrinsic safety rating will be compromised and could result in unsafe condition in hazardous areas.
- DO NOT clean the radios and batteries when used in a Gas environment. For use in mining environments: The radios are only protected for the low risk of mechanical danger.
- If the charge indicator lights at the charger consistently indicate a defective battery or is deviating from those listed in the manual of the chargers the battery is not allowed to be used in the hazardous environment anymore.

## Operational Warnings



Caution

- Ensure radios are operating as intended before entering hazardous areas.
- Failure to use a Motorola Solutions intrinsically safe battery or accessories that are specifically certified for that radio unit will negate the certification rating and could result in unsafe condition in hazardous areas.
- DO NOT disassemble an intrinsically safe product in any way that exposes the internal circuits of the unit. This could result in unsafe condition in hazardous areas.
- Servicing and repair must only be performed by Motorola Solutions trained service personnel or a Motorola Solutions-authorized service organization, to ensure continued compliance of our ATEX / IECEx certified radios.
- Unauthorized modification, or incorrect repair or service to the intrinsically safe product could adversely affect the certification rating and result in unsafe condition in hazardous areas.
- Use of non-Motorola Solutions parts or substitution of parts will void the intrinsic safety approval rating of the Motorola Solutions unit and could result in unsafe condition in hazardous areas.

### Approved Accessories

The table below lists accessories that are approved for use in hazardous environments.

#### Antenna

Band	Part No	Description
UHF1	PMAE4081A	DMR Folded Monopole (403–433 MHz) Ex
UHF1	PMAE4082A	DMR Folded Monopole (430–470 MHz) Ex
UHF1	PMAE4083A	DMR Stubby Antenna (403–433 MHz) Ex
UHF1	PMAE4084A	DMR Stubby Antenna (430–470 MHz) Ex
UHF1	PMAE4085A	DMR Whip Antenna (403–470 MHz) Ex
VHF	PMAD4126A	GPS Helical Antenna (136–147 MHz) Ex
VHF	PMAD4127A	GPS Helical Antenna (147–160 MHz) Ex
VHF	PMAD4128A	GPS Helical Antenna (160–174 MHz) Ex
VHF	PMAD4129A	Stubby Antenna 11 cm (136–147 MHz) Ex
VHF	PMAD4130A	Stubby Antenna 11 cm (147–160 MHz) Ex
VHF	PMAD4131A	Stubby Antenna 11 cm (160–174 MHz) Ex
VHF	PMAD4132A	Wideband Antenna (136–147 MHz) Ex

#### Batteries

Part No	Description
NNTN8840A	IMPRES ATEX/IECEx Ma IP67 Li-Ion Battery

#### Carry Devices

Part No	Description
PMLN6086A	ATEX Belt Clip 2.5-Inch Belt Width
PMLN6096A	Hard Leather Carry Case 2.5-Inch Swivel Belt Loop for Non-Keypad Radio
PMLN6097A	Hard Leather Carry Case 2.5-Inch Swivel Belt Loop for Full-Keypad Radio
PMLN6098A	Soft Leather Carry Case 2.5-Inch Swivel Belt Loop for Non-Keypad Radio
PMLN6099A	Soft Leather Carry Case 2.5-Inch Swivel Belt Loop for Full-Keypad Radio
PMLN5610A	2.5-Inch Replacement Swivel Belt Loop
15012157001	Dust Cover Assembly

**Audio Accessories**

**Motorola Branded**

Part No	Description	ATEX / IECEx Certification Numbers
PMMN4094A	Noise-Cancelling ATEX Remote Speaker Microphone	BVS 15 ATEX E 054 X / IECEx BVS 15.0047 X

**3M/Peltor Branded**

The following 3M/Peltor branded accessories are approved for use with the radios. The safety instructions below are an extension to 68012007083-A.

Part No	3M Syenska AB Type Designation	Description	ATEX / IECEx Certification Numbers
PMLN6089A	MT1H7P3E2-07-51	Headset Series, Tactical XP	Nemko 10 ATEX1029X Issue 2 / IECEx NEM 11.0010X Issue 1
PMLN6090A	MT1H7F2-07-51	Headset Series, Tactical XP	Nemko 10 ATEX1029X Issue 2 / IECEx NEM 11.0010X Issue 1
PMLN6368A	FL5263-34	PTT Adapter for use with Headset	Nemko 13 ATEX1521X issue 2 / IECEx NEM 13.0001X issue 2
PMLN6803A	FL4063-50-34	PTT Adapter for use with Headset	Nemko 13 ATEX1521X issue 2 / IECEx NEM 13.0001X issue 2

**Conditions for Safe Use:**

- The headsets are only approved to be used with the radios when connected to the ATEX PTT adapter FL5263-34 or FL4063-50-34.
- Ensure the PTT Adapter for use with headset is tightly fastened to the radio.
- It is only allowed to connect or disconnect the ATEX PTT adapter and the headsets outside the hazardous environment.
- Gas hazardous locations only with the following protection rating II 2G Ex ib IIC T4.
- The ambient temperature range is -20°C ≤ Tamb ≤ +50°C.
- The ambient temperature range is limited to -20°C ≤ Tamb ≤ +40°C for MT1H7F2-07-51 and MT1H7P3E2-07-51.



**WARNING**

- **DO NOT** use the system in Zone 0 hazardous environments.
- **DO NOT** use the system as an Personal Protective Equipment.
- **DO NOT** use the system in Group III dust hazardous environments.
- For MT1H7F2-07-51 and MT1H7P3E2-07-51, **DO NOT** replace batteries in hazardous environments.
- Use only batteries that are listed in the Certificate NEMKO 10ATEX1029X and IECEx NEM 11.0010X.

**Chargers**

The following tables list accessories that are approved for use outside the hazardous environments. The battery NNTN8840A is only certified for use with the Motorola approved chargers listed below. This ensures the correct voltage levels (Um) and other charging parameters are applied to the battery charger contacts.

Charger Kit	Description	Charger Base	Power Supply Base	Power Cord
<i>Single Unit Charger</i>				
NNTN8273A	MOTOTRBO Core Single Unit Charger with Switched-Mode Power Supply – Euro	NNTN8117A	25012006001 PS000037A01 (Alternate)	3004209T01 N/A
NNTN8274A	MOTOTRBO Core Single Unit Charger with Switched-Mode Power Supply – United Kingdom/ Hong Kong	NNTN8117A	25012006001 PS000037A02 (Alternate)	3004209T02 N/A
NNTN8275A	MOTOTRBO Core Single Unit Charger with Switched-Mode Power Supply – North America/ Latin America	NNTN8117A	25012006001 25009297001 (Alternate)	3004209T04 N/A
NNTN8276A	MOTOTRBO Core Single Unit Charger with Switched-Mode Power Supply – Japan	NNTN8117A	25012006001	3004209T15
NNTN8277A	MOTOTRBO Core Single Unit Charger with Switched-Mode Power Supply – Korea	NNTN8117A	25012006001 PS000037A06 (Alternate)	3004209T13 N/A
NNTN8278A	MOTOTRBO Core Single Unit Charger with Switched-Mode Power Supply – Australia/ New Zealand	NNTN8117A	25012006001 PS000037A03 (Alternate)	3004209T07 N/A
NNTN8280A	MOTOTRBO Core Single Unit Charger with Switched-Mode Power Supply – Brazil	NNTN8117A	25012006001	3004209T16
WPLN4232A	MOTOTRBO IMPRES Single Unit Charger 110 VAC 50/60 MHz – United States	WPLN4243A	2571886T01 25009297001 (Alternate)	3004209T04 N/A
WPLN4246A	MOTOTRBO IMPRES Single Unit Charger with Switched-Mode Power Supply – Japan	WPLN4225A	2571886T01	3004209T15
WPLN4247A	MOTOTRBO IMPRES Single Unit Charger 110 VAC 50/60 MHz – Japan	WPLN4226A	2571886T01	3004209T15
WPLN4248A	MOTOTRBO Core Single Unit Charger with Switched-Mode Power Supply – Korea	WPLN4225A	2571886T01 PS000037A06 (Alternate)	3004209T13 N/A

Charger Kit	Description	Charger Base	Power Supply Base	Power Cord
WPLN4249A	MOTOTRBO IMPRES Single Unit Charger with Switched-Mode Power Supply – Korea	WPLN4226A	2571886T01	3004209T13
			PS000037A06 (Alternate)	N/A
WPLN4252A	MOTOTRBO Core Single Unit Charger with Switched-Mode Power Supply – Argentina	WPLN4225A	2571886T01	3004209T08
			PS000037A03 (Alternate)	N/A
WPLN4253A	MOTOTRBO IMPRES Single Unit Charger with Switched-Mode Power Supply – North America/Latin America	WPLN4226A	2571886T01	3004209T04
			25009297001 (Alternate)	N/A
WPLN4254A	MOTOTRBO IMPRES Single Unit Charger with Switched-Mode Power Supply – United Kingdom	WPLN4226A	2571886T01	3004209T02
			PS000037A02 (Alternate)	N/A
WPLN4255A	MOTOTRBO IMPRES Single Unit Charger with Switched-Mode Power Supply – Euro	WPLN4226A	2571886T01	3004209T01
			PS000037A01 (Alternate)	N/A
WPLN4256A	MOTOTRBO IMPRES Single Unit Charger with Switched-Mode Power Supply – Australia/New Zealand	WPLN4226A	2571886T01	3004209T07
			PS000037A03 (Alternate)	N/A
WPLN4257A	MOTOTRBO IMPRES Single Unit Charger with Switched-Mode Power Supply – Argentina	WPLN4226A	2571886T01	3004209T08
			PS000037A04 (Alternate)	N/A
WPLN4259A	MOTOTRBO Core Single Unit Charger with Switched-Mode Power Supply – North America/Latin America	WPLN4225A	2571886T01	3004209T04
			25009297001 (Alternate)	N/A
WPLN4260A	MOTOTRBO Core Single Unit Charger with Switched-Mode Power Supply – United Kingdom	WPLN4225A	2571886T01	3004209T02
			PS000037A02 (Alternate)	N/A
WPLN4262A	MOTOTRBO Core Single Unit Charger with Switched-Mode Power Supply – Australia/New Zealand	WPLN4225A	2571886T01	3004209T07
			PS000037A03 (Alternate)	N/A

Charger Kit	Description	Charger Base	Power Supply Base	Power Cord
WPLN4272A	MOTOTRBO Core Single Unit Charger with Switched-Mode Power Supply – Euro	WPLN4225A	2571886T01 PS000037A01 (Alternate)	3004209T01 N/A
WPLN4281A	MOTOTRBO IMPRES Single Unit Charger – Brazil	WPLN4243A	2571886T01	3004209T16
WPLN4246B	MOTOTRBO IMPRES Single Unit Charger with Switched-Mode Power Supply – Japan	WPLN4225A	25012006001	3004209T15
WPLN4247B	IMPRES Single Unit Charger Level V Switched-Mode Power Supply JAPAN Cord	WPLN4226A	25012006001	3004209T15
WPLN4248B	MOTOTRBO Core Single Unit Charger with Switched-Mode Power Supply – Korea	WPLN4225A	25012006001 PS000037A06 (Alternate)	3004209T13 N/A
WPLN4249B	MOTOTRBO IMPRES Single Unit Charger with Switched-Mode Power Supply – Korea	WPLN4226A	25012006001 PS000037A06 (Alternate)	3004209T13 N/A
WPLN4252B	MOTOTRBO Core Single Unit Charger with Switched-Mode Power Supply – Argentina	WPLN4225A	25012006001 PS000037A04 (Alternate)	3004209T08 N/A
WPLN4253B	MOTOTRBO IMPRES Single Unit Charger with Switched-Mode Power Supply – North America/Latin America	WPLN4226A	25012006001 25009297001 (Alternate)	3004209T04 N/A
WPLN4254B	MOTOTRBO IMPRES Single Unit Charger with Switched-Mode Power Supply – United Kingdom	WPLN4226A	25012006001 PS000037A02 (Alternate)	3004209T02 N/A
WPLN4255B	MOTOTRBO IMPRES Single Unit Charger with Switched-Mode Power Supply – Euro	WPLN4226A	25012006001 PS000037A01 (Alternate)	3004209T01 N/A
WPLN4256B	MOTOTRBO IMPRES Single Unit Charger with Switched-Mode Power Supply – Australia/New Zealand	WPLN4226A	25012006001 PS000037A03 (Alternate)	3004209T07 N/A
WPLN4257B	MOTOTRBO IMPRES Single Unit Charger with Switched-Mode Power Supply – Argentina	WPLN4226A	25012006001 PS000037A04 (Alternate)	3004209T08 N/A

Charger Kit	Description	Charger Base	Power Supply Base	Power Cord
WPLN4259B	MOTOTRBO Core Single Unit Charger with Switched-Mode Power Supply – North America/Latin America	WPLN4225A	25012006001	3004209T04
			25009297001 (Alternate)	N/A
WPLN4260B	MOTOTRBO Core Single Unit Charger with Switched-Mode Power Supply – United Kingdom	WPLN4225A	25012006001	3004209T02
			PS000037A02 (Alternate)	N/A
WPLN4262B	MOTOTRBO Core Single Unit Charger with Switched-Mode Power Supply – Australia/New Zealand	WPLN4225A	25012006001	3004209T07
			PS000037A03 (Alternate)	N/A
WPLN4272B	MOTOTRBO Core Single Unit Charger with Switched-Mode Power Supply – Euro	WPLN4225A	25012006001	3004209T01
			PS000037A01 (Alternate)	N/A
WPLN4281B	MOTOTRBO IMPRES Single Unit Charger – Brazil	WPLN4243A	25012006001	3004209T16
Charger Kit	Description	Charger Base	Power Cord	
<i>Multi Unit Charger</i>				
PMLN5256A	MOTOTRBO IMPRES Multi Unit Charger – Japan	WPLN4211A	WPLN4211A	30087791G20
PMLN5256B	MOTOTRBO IMPRES Multi Unit Charger – Japan	WPLN4211B	WPLN4211B	30087791G20
WPLN4212A	MOTOTRBO IMPRES Multi Unit Charger – United States/North America	WPLN4211A	WPLN4211A	30087791G01
WPLN4212B	MOTOTRBO IMPRES Multi Unit Charger – United States/North America	WPLN4211B	WPLN4211B	30087791G01
WPLN4213A	MOTOTRBO IMPRES Multi Unit Charger – Euro	WPLN4211A	WPLN4211A	30087791G04
WPLN4213B	MOTOTRBO IMPRES Multi Unit Charger – Euro	WPLN4211B	WPLN4211B	30087791G04
WPLN4214A	MOTOTRBO IMPRES Multi Unit Charger – United Kingdom	WPLN4211A	WPLN4211A	30087791G07
WPLN4214B	MOTOTRBO IMPRES Multi Unit Charger – United Kingdom	WPLN4211B	WPLN4211B	30087791G07
WPLN4215A	MOTOTRBO IMPRES Multi Unit Charger – Australia/ New Zealand	WPLN4211A	WPLN4211A	30087791G10



Charger Kit	Description	Charger Base	Power Cord
WPLN4215B	MOTOTRBO IMPRES Multi Unit Charger – Australia/New Zealand	WPLN4211B	30087791G10
WPLN4216A	MOTOTRBO IMPRES Multi Unit Charger – Argentina	WPLN4211A	30087791G013
WPLN4216B	MOTOTRBO IMPRES Multi Unit Charger – Argentina	WPLN4211B	30087791G013
WPLN4217A	MOTOTRBO IMPRES Multi Unit Charger – Korea	WPLN4211A	30087791G16
WPLN4217B	MOTOTRBO IMPRES Multi Unit Charger – Korea	WPLN4211B	30087791G16
WPLN4219A	MOTOTRBO IMPRES Multi Unit Charger with display – United States/North America	WPLN4218A	30087791G01
WPLN4219B	MOTOTRBO IMPRES Multi Unit Charger with display – United States/North America	WPLN4218B	30087791G01
WPLN4220A	MOTOTRBO IMPRES Multi Unit Charger with display – Euro	WPLN4218A	30087791G04
WPLN4220B	MOTOTRBO IMPRES Multi Unit Charger with display – Euro	WPLN4218B	30087791G04
WPLN4221A	MOTOTRBO IMPRES Multi Unit Charger with display – United Kingdom	WPLN4218A	30087791G07
WPLN4221B	MOTOTRBO IMPRES Multi Unit Charger with display – United Kingdom	WPLN4218B	30087791G07
WPLN4222A	MOTOTRBO IMPRES Multi Unit Charger with display – Australia/New Zealand	WPLN4218A	30087791G10
WPLN4222B	MOTOTRBO IMPRES Multi Unit Charger with display – Australia/New Zealand	WPLN4218A	30087791G10
WPLN4223A	MOTOTRBO IMPRES Multi Unit Charger with display – Argentina	WPLN4218A	30087791G13
WPLN4223B	MOTOTRBO IMPRES Multi Unit Charger with display – Argentina	WPLN4218B	30087791G13
WPLN4224A	MOTOTRBO IMPRES Multi Unit Charger with display – Korea	WPLN4218A	30087791G16
WPLN4224B	MOTOTRBO IMPRES Multi Unit Charger with display – Korea	WPLN4218B	30087791G16
WPLN4237A	MOTOTRBO IMPRES Multi Unit Charger – EMEA Hybrid	WPLN4211A	30087791G01
WPLN4327B	MOTOTRBO IMPRES Multi Unit Charger – EMEA Hybrid	WPLN4211B	30087791G01
WPLN4238A	MOTOTRBO IMPRES Multi Unit Charger – EMEA Hybrid	WPLN4218A	30087791G01
WPLN4238A	MOTOTRBO IMPRES Multi Unit Charger with display – EMEA Hybrid	WPLN4218A	30087791G01
WPLN4239A	MOTOTRBO IMPRES Multi Unit Charger with 1-up Display – United States	WPLN4218A	30087791G01

Charger Kit	Description	Charger Base	Power Cord
WPLN4239B	MOTOTRBO IMPRES Multi Unit Charger with 1-up Display – United States	WPLN4218B	30087791G01
WPLN4277A	MOTOTRBO IMPRES Multi Unit Charger – Brazil	WPLN4211A	30087791G22
WPLN4277B	MOTOTRBO IMPRES Multi Unit Charger – Brazil	WPLN4211B	30087791G22
WPLN4278A	MOTOTRBO IMPRES Multi Unit Charger – Brazil	WPLN4218A	30087791G22
WPLN4278B	MOTOTRBO IMPRES Multi Unit Charger – Brazil	WPLN4218B	30087791G22
<b>Charger Kit</b>	<b>Description</b>	<b>Charger Base</b>	
<i>Vehicular Charger</i>			
NNTN7616C	MOTOTRBO Vehicular Charger		NNTN7615C
NNTN7616D	MOTOTRBO Vehicular Charger		NNTN7615D
<b>Charger Kit</b>	<b>Description</b>	<b>Charger Base</b>	
<i>Travel Charger</i>			
NNTN8525A	MOTOTRBO Travel Charger		-

## Déclaration UE de Conformité (DoC-15101300182-D)

La présente déclaration de conformité est établie sous la seule responsabilité du fabricant. L'objet de la déclaration décrit ci-dessus est conforme à la législation d'harmonisation de l'Union applicable:

Directive 2014/53/UE (RED)  
Directive 2014/34/UE (ATEX)  
Directive 2011/65/UE (RoHS)  
Directive 2012/19/UE (WEEE)  
Directive 2013/35/UE (EMF)  
Directive 1999/5/CE (R&TTE) Pour les pays où la Directive 2014/53/UE (RED) n'est pas en vigueur

**Objet de la déclaration:** MOTOTRBO DP4000 Ex Ma ATEX Portable Radios Series

DP4801 Ex Ma, Type Designator: PBE502HEMaGEx, 403-470MHz, TX 1W, full keypad, display  
DP4401 Ex Ma, Type Designator: PBE502BEMaGEx, 403-470MHz, TX 1W, plain

**Remarques Remplacées:** Cette déclaration de conformité remplace DOC-15101300182-C

**Mis sur le marché par:** Motorola Solutions Germany GmbH, Am Borsigturm 130, 13507 Berlin, Germany

**Par conformité, nous faisons référence à la conformité avec les exigences applicables des normes suivantes :**

RED:

EN 300 086 V2.1.2,  
EN 300 113-2 V2.2.1,  
EN 300 219-2 V2.1.1

RTTE:

EN 300 086 - 1 V1.4.1, EN 300 086 - 2 V1.3.1  
EN 300 113 - 1 V1.7.1, EN 300 113 - 2 V1.5.1  
EN 300 219 - 1 V1.2.1, EN 300 219 - 2 V1.1.1

EN 301 489-1 V1.9.2,  
EN 301 489-5 V1.3.1

EN 60950-1:2006/A11:2009/A1:2010/A12:2011/AC:2011/A2:2013

Conforme à la directive ICNIRP (1998) sur les limites d'exposition contrôlée ou à usage professionnel  
EN 62311:2008

EN60079-0:2012 + A11:2013, EN 60079-11:2012

Année de première application du marquage CE: 2015

ATEX Notified Body Number 0158; DEKRA EXAM GmbH, Dinnendahlstr. 9, 44809 Bochum, Germany

EC Type Examination Certificate: BVS 15 ATEX E115 X

Classification ATEX: II 2G Ex ib IIC T4 Gb; II 2D Ex ib IIIC T130°C Db; I M1 Ex ia I Ma; IP64

Les séries de tests radio essentiels, telles que définies dans les normes harmonisées, ont été effectuées avec succès.

**Détenteur du document:** Motorola Solutions Germany GmbH, Am Borsigturm 130, D-13507 Berlin, Germany

Nous confirmons l'exactitude de cette traduction. Celle-ci est valable uniquement si elle est fournie avec la version anglaise d'origine signée.

## Rev. 1 Complément à Déclaration UE de Conformité (DoC-15101300182-D)

La présente déclaration de conformité est un complément à la déclaration de conformité du produit mentionnée ci-dessus et est publiée sous la seule responsabilité du fabricant.

Les accessoires décrits ci-dessous sont conformes à la réglementation d'harmonisation de l'Union européenne. Les accessoires suivants sont certifiés et approuvés pour une utilisation avec les radios répertoriées dans la déclaration de conformité mentionnée.

<u>NUMÉRO DE PIÈCE</u>	<u>DESCRIPTION (POUR INFORMATION SEULEMENT)</u>
<b>ANTENNE</b>	
PMAE4081A	DMR folded monopole (403 - 433MHZ) Ex
PMAE4082A	DMR folded monopole (430 - 470MHZ) Ex
PMAE4083A	Stubby antenna 11cm (403 - 433MHZ) Ex
PMAE4084A	Stubby antenna 11cm (430 - 470MHZ) Ex
PMAE4085A	DMR whip antenna (403 - 470MHZ) Ex
<b>AUDIO</b>	
PMLN6089A	PELTOR HEADSET MT1H7P3E2-07-51
PMLN6090A	PELTOR HEADSET MT1H7F2-07-51
PMMN4094A	Noise Cancelling ATEX RSM
<b>BATTERIE</b>	
NNTN8840A	IMPRES IECEX/ATEX Ma IP67 LIION 2000T
<b>PORT SUR LE CORPS</b>	
PMLN5610A	Replacement 2.5 inch Swivel Belt Loop
PMLN6086A	Belize ATEX Belt Clip
PMLN6096A	Hard Leather Carry Case 2.5-Inch Swivel Belt Loop for Non-Keypad Radio
PMLN6097A	Belize ATEX Hard Leather Carry Case 2.5 SWL FKP
PMLN6098A	Soft Leather Carry Case 2.5-Inch Swivel Belt Loop for Non-Keypad Radio
PMLN6099A	Belize ATEX Soft Leather Carry Case 2.5 SWL FKP
<b>AUTRES COMMENTAIRES</b>	
15012157001	Dust Cover Assembly
PMLN6368A	ADAPTER FOR PELTOR HEADSET FL5263-34
PMLN6803A	Adapter for Peltor Headset FL4963-50-34

### LOGICIEL

Le logiciel radio installé est sous l'entière responsabilité du fabricant, sans aucun accès par l'utilisateur et est conforme aux directives applicables.

Les accessoires ci-dessus sont présentés avec leurs numéros de référence mondiaux. Dans la pratique, l'accessoire sera doté d'un préfixe régional. Les préfixes sont utilisés pour la création de kits régionaux : principalement le manuel (langues) et l'emballage. Les préfixes sont MD pour les pays d'Europe, AA pour les États-Unis et AZ pour la région Asie/Pacifique.

Remarque: un exemplaire signé et daté de la déclaration de conformité mentionnée ci-dessus peut être obtenu auprès de votre service d'assistance Motorola local ou du revendeur qui vous a fourni cette radio. Vous pouvez aussi le demander par courrier électronique à l'adresse [manufacturerdeclaration.eu@motorolasolutions.com](mailto:manufacturerdeclaration.eu@motorolasolutions.com), ou sur le site <http://www.motorolasolutions.com/Business/XU-EN/BMS+Resource+Library>.



## **EU-Konformitätserklärung (DoC-15101300182-D)**

Die alleinige Verantwortung für die Ausstellung dieser Konformitätserklärung trägt der Hersteller. Der oben beschriebene Gegenstand der Erklärung erfüllt die einschlägigen Harmonisierungsrechtsvorschriften der Union:

Richtlinie 2014/53/EU (RED)  
Richtlinie 2014/34/EU (ATEX)  
Richtlinie 2011/65/EU (RoHS)  
Richtlinie 2012/19/EU (WEEE)  
Richtlinie 2013/35/EU (EMF)  
Richtlinie 1999/5/EG (R&TTE) Für die Länder, in denen die Richtlinie 2014/53/EU (RED) nicht in Kraft ist

**Gegenstand der Erklärung:** MOTOTRBO DP4000 Ex Ma ATEX Portable Radios Series

DP4801 Ex Ma, Type Designator: PBE502HEMaGEx, 403-470MHz, TX 1W, full keypad, display  
DP4401 Ex Ma, Type Designator: PBE502BEMaGEx, 403-470MHz, TX 1W, plain

**Überholte Bemerkungen:** Diese Konformitätserklärung ersetzt die DOC-15101300182-C

**Auf den Markt gebracht durch:** Motorola Solutions Germany GmbH , Am Borsigturm 130, 13507 Berlin, Germany

**Die Konformität wird durch die Einhaltung der geltenden Anforderungen der folgenden Standards gezeigt:**

RED:

EN 300 086 V2.1.2,  
EN 300 113-2 V2.2.1,  
EN 300 219-2 V2.1.1

RTTE:

EN 300 086 - 1 V1.4.1, EN 300 086 - 2 V1.3.1  
EN 300 113 - 1 V1.7.1, EN 300 113 - 2 V1.5.1  
EN 300 219 - 1 V1.2.1, EN 300 219 - 2 V1.1.1

EN 301 489-1 V1.9.2,  
EN 301 489-5 V1.3.1

EN 60950-1:2006/A11:2009/A1:2010/A12:2011/AC:2011/A2:2013  
Konform mit den ICNIRP (1998) Grenzwerten berufsbedingter/kontrollierter Exposition  
EN 62311:2008

EN60079-0:2012 + A11:2013, EN 60079-11:2012

Jahr der erstmaligen Anwendung der CE-Kennzeichnung: 2015

ATEX Notified Body Number 0158; DEKRA EXAM GmbH, Dinnendahlstr. 9, 44809 Bochum, Germany  
EC Type Examination Certificate: BVS 15 ATEX E115 X  
ATEX-Klassifizierung: II 2G Ex ib IIC T4 Gb; II 2D Ex ib IIIC T130°C Db; I M1 Ex ia I Ma; IP64

Die grundlegenden Testreihen wurden gemäß den angegebenen harmonisierten Standards durchgeführt.

**Dokumentverwaltung:** Motorola Solutions Germany GmbH, Am Borsigturm 130, D-13507 Berlin, Germany

Wir bestätigen die Richtigkeit dieser Übersetzung. Sie ist nur gültig, wenn sie mit der signierten englischen Originalversion bereitgestellt wurde.

## Rev. 1 Zusatz zu EU-Konformitätserklärung (DoC-15101300182-D)

Diese Konformitätserklärung gilt als Ergänzung zur oben erwähnten Produkt-Konformitätserklärung und unterliegt der alleinigen Verantwortung des Herstellers.

Das unten erwähnte Zubehör entspricht den einschlägigen Harmonisierungsrechtsvorschriften der Union.

Die aufgelisteten Zubehörteile sind für den Funkgerätebetrieb in der genannten Konformitätserklärung zertifiziert und zugelassen.

<u>TEILNUMMER</u>	<u>BESCHREIBUNG (NUR ZUR INFORMATION)</u>
<b>ANTENNE</b>	
PMAE4081A	DMR folded monopole (403 - 433MHZ) Ex
PMAE4082A	DMR folded monopole (430 - 470MHZ) Ex
PMAE4083A	Stubby antenna 11cm (403 - 433MHZ) Ex
PMAE4084A	Stubby antenna 11cm (430 - 470MHZ) Ex
PMAE4085A	DMR whip antenna (403 - 470MHZ) Ex
<b>AUDIOZUBEHÖR</b>	
PMLN6089A	PELTOR HEADSET MT1H7P3E2-07-51
PMLN6090A	PELTOR HEADSET MT1H7F2-07-51
PMMN4094A	Noise Cancelling ATEX RSM
<b>AKKU</b>	
NNTN8840A	IMPRES IECEX/ATEX Ma IP67 LIION 2000T
<b>AM KÖRPER GETRAGEN</b>	
PMLN5610A	Replacement 2.5 inch Swivel Belt Loop
PMLN6086A	Belize ATEX Belt Clip
PMLN6096A	Hard Leather Carry Case 2.5-Inch Swivel Belt Loop for Non-Keypad Radio
PMLN6097A	Belize ATEX Hard Leather Carry Case 2.5 SWL FKP
PMLN6098A	Soft Leather Carry Case 2.5-Inch Swivel Belt Loop for Non-Keypad Radio
PMLN6099A	Belize ATEX Soft Leather Carry Case 2.5 SWL FKP
<b>ANDERE</b>	
15012157001	Dust Cover Assembly
PMLN6368A	ADAPTER FOR PELTOR HEADSET FL5263-34
PMLN6803A	Adapter for Peltor Headset FL4963-50-34

### SOFTWARE

Die installierte Funkgerätesoftware unterliegt der vollständigen Kontrolle des Herstellers ohne Zugriff durch den Benutzer und entspricht den dazugehörigen Richtlinien.

Die oben erwähnten Zubehörteile werden mit ihren globalen Teilenummern angezeigt. In der Praxis hat das Zubehör regionale Teilenummern. Teilenummern werden nur für regionales Kitting erstellt. In erster Linie für Handbücher (Sprachen) und Verpackungen. Teilenummern sind: MD für europäische Länder, AA für die USA und AZ für Asien/Pazifikraum.

Hinweis: Eine Kopie der oben genannten unterschriebenen und datierten Konformitätserklärung kann von Ihrem lokalen Motorola Help Desk sowie vom Händler, bei dem Sie dieses Funkgerät erworben haben oder alternativ über unsere E-Mail-Adresse oder Webseite angefordert werden: [manufacturerdeclaration.eu@motorola.com](mailto:manufacturerdeclaration.eu@motorola.com) oder unter <http://www.motorolasolutions.com/Business/XU-EN/BMS+Resource+Library>

## Dichiarazione di conformità UE (DoC-15101300182-D)

La presente dichiarazione di conformità è rilasciata sotto l'esclusiva responsabilità del fabbricante. L'oggetto della dichiarazione di cui sopra è conforme alla pertinente normativa di armonizzazione dell'Unione:

Direttiva 2014/53/UE (RED)  
Direttiva 2014/34/UE (ATEX)  
Direttiva 2011/65/UE (RoHS)  
Direttiva 2012/19/UE (WEEE)  
Direttiva 2013/35/UE (EMF)  
Direttiva 1999/5/CE (R&TTE) Per i paesi in cui la Direttiva 2014/53/UE (RED) non è in vigore

**Oggetto della dichiarazione:** MOTOTRBO DP4000 Ex Ma ATEX Portable Radios Series

DP4801 Ex Ma, Type Designator: PBE502HEMaGEx, 403-470MHz, TX 1W, full keypad, display  
DP4401 Ex Ma, Type Designator: PBE502BEMaGEx, 403-470MHz, TX 1W, plain

**Osservazioni preesistenti:** Questa Dichiarazione di conformità sostituisce DOC-15101300182-C

**Commercializzato da:** Motorola Solutions Germany GmbH , Am Borsigturm 130, 13507 Berlin, Germany

**La conformità è dimostrata dalla rispondenza ai requisiti applicabili dei seguenti standard:**

RED:

EN 300 086 V2.1.2,  
EN 300 113-2 V2.2.1,  
EN 300 219-2 V2.1.1

RTTE:

EN 300 086 - 1 V1.4.1, EN 300 086 - 2 V1.3.1  
EN 300 113 - 1 V1.7.1, EN 300 113 - 2 V1.5.1  
EN 300 219 - 1 V1.2.1, EN 300 219 - 2 V1.1.1

EN 301 489-1 V1.9.2,  
EN 301 489-5 V1.3.1

EN 60950-1:2006/A11:2009/A1:2010/A12:2011/AC:2011/A2:2013

Conforme ai limiti di esposizione per scopi professionali/controllati dello standard ICNIRP (1998)  
EN 62311:2008

EN60079-0:2012 + A11:2013, EN 60079-11:2012

Anno di prima applicazione del marchio CE: 2015

ATEX Notified Body Number 0158; DEKRA EXAM GmbH, Dinnendahlstr. 9, 44809 Bochum, Germany  
EC Type Examination Certificate: BVS 15 ATEX E115 X  
Classificazione ATEX: II 2G Ex ib IIC T4 Gb; II 2D Ex ib IIIC T130°C Db; I M1 Ex ia I Ma; IP64

È stata eseguita la serie di prove radio essenziali, come definito nelle norme armonizzate citate.

**Riferimento del documento:** Motorola Solutions Germany GmbH, Am Borsigturm 130, D-13507 Berlin, Germany

Si conferma la correttezza di questa traduzione. È valida solo se fornita con la versione originale in inglese firmata.

## Rev. 1 Allegato al Dichiarazione di conformità UE (DoC-15101300182-D)

Questa dichiarazione di conformità è un allegato alla Dichiarazione di conformità del prodotto indicato sopra ed è stato emesso sotto la sola responsabilità del produttore.

Gli accessori descritti di seguito sono conformi alla normativa di armonizzazione dell'Unione Europea.

Gli accessori elencati sono certificati e approvati per l'uso con le radio riportate nella Dichiarazione di conformità a cui si fa riferimento.

<u>NUMERO DI PARTE</u>	<u>DESCRIZIONE (SOLO PER INFORMAZIONI)</u>
<b>ANTENNA</b>	
PMAE4081A	DMR folded monopole (403 - 433MHZ) Ex
PMAE4082A	DMR folded monopole (430 - 470MHZ) Ex
PMAE4083A	Stubby antenna 11cm (403 - 433MHZ) Ex
PMAE4084A	Stubby antenna 11cm (430 - 470MHZ) Ex
PMAE4085A	DMR whip antenna (403 - 470MHZ) Ex
<b>AUDIO</b>	
PMLN6089A	PELTOR HEADSET MT1H7P3E2-07-51
PMLN6090A	PELTOR HEADSET MT1H7F2-07-51
PMMN4094A	Noise Cancelling ATEX RSM
<b>BATTERIA</b>	
NNTN8840A	IMPRES IECEX/ATEX Ma IP67 LIION 2000T
<b>INDOSSABILE</b>	
PMLN5610A	Replacement 2.5 inch Swivel Belt Loop
PMLN6086A	Belize ATEX Belt Clip
PMLN6096A	Hard Leather Carry Case 2.5-Inch Swivel Belt Loop for Non-Keypad Radio
PMLN6097A	Belize ATEX Hard Leather Carry Case 2.5 SWL FKP
PMLN6098A	Soft Leather Carry Case 2.5-Inch Swivel Belt Loop for Non-Keypad Radio
PMLN6099A	Belize ATEX Soft Leather Carry Case 2.5 SWL FKP
<b>ALTRO</b>	
15012157001	Dust Cover Assembly
PMLN6368A	ADAPTER FOR PELTOR HEADSET FL5263-34
PMLN6803A	Adapter for Peltor Headset FL4963-50-34

### SOFTWARE

Il software della radio installato è sotto il completo controllo del costruttore senza accesso da parte dell'utente ed è conforme alle direttive pertinenti.

Gli accessori indicati sopra sono riportati con i part number globali. In realtà, l'accessorio è contraddistinto da un prefisso regionale. I prefissi sono assegnati solo per motivi di kitting: principalmente il manuale (lingue) e l'imballaggio. I prefissi sono MD per i Paesi europei, AA per gli Stati Uniti e AZ per la regione Asia/Pacifico.

Nota: una copia firmata e datata della Dichiarazione di conformità a cui si fa riferimento sopra è disponibile presso l'help-desk locale Motorola o il rivenditore dal quale è stata acquistata la radio. In alternativa, è possibile inviare una richiesta e-mail all'indirizzo [manufacturerdeclaration.eu@motorolasolutions.com](mailto:manufacturerdeclaration.eu@motorolasolutions.com) oppure tramite il sito Web <http://www.motorolasolutions.com/Business/XU-EN/BMS+Resource+Library>





## **Deklaracja zgodności UE (DoC-15101300182-D)**

Niniejszą deklarację zgodności wydaje się na wyłączną odpowiedzialność producenta.  
Wymieniony poniżej przedmiot niniejszej deklaracji jest zgodny z odnośnymi wymaganiami unijnego prawodawstwa harmonizacyjnego:

Dyrektywa 2014/53/UE (RED)  
Dyrektywa 2014/34/UE (ATEX)  
Dyrektywa 2011/65/UE (RoHS)  
Dyrektywa 2012/19/UE (WEEE)  
Dyrektywa 2013/35/UE (EMF)  
Dyrektywa 1999/5/WE (R&TTE) Dla krajów, w których Dyrektywa 2014/53/UE (RED) nie obowiązuje

**Przedmiot deklaracji:** MOTOTRBO DP4000 Ex Ma ATEX Portable Radios Series

DP4801 Ex Ma, Type Designator: PBE502HEMaGEx, 403-470MHz, TX 1W, full keypad, display  
DP4401 Ex Ma, Type Designator: PBE502BEMaGEx, 403-470MHz, TX 1W, plain

**Zastąpione uwagi:** Niniejsza deklaracja zgodności zastępuje DOC-15101300182-C

**Wprowadzony do obrotu przez:** Motorola Solutions Germany GmbH, Am Borsigturm 130, 13507 Berlin, Germany

**Odwołania do norm, w odniesieniu do których deklarowana jest zgodność:**

RED:

EN 300 086 V2.1.2,  
EN 300 113-2 V2.2.1,  
EN 300 219-2 V2.1.1

RTTE:

EN 300 086 - 1 V1.4.1, EN 300 086 - 2 V1.3.1  
EN 300 113 - 1 V1.7.1, EN 300 113 - 2 V1.5.1  
EN 300 219 - 1 V1.2.1, EN 300 219 - 2 V1.1.1

EN 301 489-1 V1.9.2,  
EN 301 489-5 V1.3.1

EN 60950-1:2006/A11:2009/A1:2010/A12:2011/AC:2011/A2:2013

Zgodność z wytycznymi określonymi przez Międzynarodową Komisję Ochrony przed Promieniowaniem Niejonizującym ICNIRP (1998)  
EN 62311:2008

EN60079-0:2012 + A11:2013, EN 60079-11:2012

Rok pierwszego umieszczenia oznakowania CE na produkcie: 2015

ATEX Notified Body Number 0158; DEKRA EXAM GmbH, Dinnendahlstr. 9, 44809 Bochum, Germany

EC Type Examination Certificate: BVS 15 ATEX E115 X

Klasyfikacja według dyrektywy ATEX: II 2G Ex ib IIC T4 Gb; II 2D Ex ib IIIC T130°C Db; I M1 Ex ia I Ma; IP64

Przeprowadzono niezbędne testy radiowe określone w zharmonizowanych normach.

**Właściciel dokumentu:** Motorola Solutions Germany GmbH, Am Borsigturm 130, D-13507 Berlin, Germany

Potwierdzamy poprawność niniejszego tłumaczenia. Obowiązuje jedynie z podpisanym oryginałem w języku angielskim.

## Rev. 1 Uzupelnienie do Deklaracja zgodności UE (DoC-15101300182-D)

Niniejszy załącznik jest uzupełnieniem Deklaracji Zgodności UE w odniesieniu do wymienionego w powyższej deklaracji produktu i zostaje wydany na wyłączną odpowiedzialność producenta.

Akcesoria wymienione w niniejszym załączniku pozostają w zgodności z odpowiednimi wymaganiami unijnego prawodawstwa harmonizacyjnego.

Akcesoria wyszczególnione poniżej zostały przebadane i zatwierdzone do użytku z przedmiotem powyższej deklaracji.

### NUMER KATALOGOWY    OPIS (TYLKO INFORMACYJNIE)

#### ANTENA

PMAE4081A	DMR folded monopole (403 - 433MHZ) Ex
PMAE4082A	DMR folded monopole (430 - 470MHZ) Ex
PMAE4083A	Stubby antenna 11cm (403 - 433MHZ) Ex
PMAE4084A	Stubby antenna 11cm (430 - 470MHZ) Ex
PMAE4085A	DMR whip antenna (403 - 470MHZ) Ex

#### AUDIO

PMLN6089A	PELTOR HEADSET MT1H7P3E2-07-51
PMLN6090A	PELTOR HEADSET MT1H7F2-07-51
PMMN4094A	Noise Cancelling ATEX RSM

#### BATERIA

NNTN8840A	IMPRES IECEX/ATEX Ma IP67 LIION 2000T
-----------	---------------------------------------

#### URZĄDZENIE NOSZONE NA CIELE

PMLN5610A	Replacement 2.5 inch Swivel Belt Loop
PMLN6086A	Belize ATEX Belt Clip
PMLN6096A	Hard Leather Carry Case 2.5-Inch Swivel Belt Loop for Non-Keypad Radio
PMLN6097A	Belize ATEX Hard Leather Carry Case 2.5 SWL FKP
PMLN6098A	Soft Leather Carry Case 2.5-Inch Swivel Belt Loop for Non-Keypad Radio
PMLN6099A	Belize ATEX Soft Leather Carry Case 2.5 SWL FKP

#### INNE

15012157001	Dust Cover Assembly
PMLN6368A	ADAPTER FOR PELTOR HEADSET FL5263-34
PMLN6803A	Adapter for Peltor Headset FL4963-50-34

#### OPROGRAMOWANIE

Zainstalowane oprogramowanie radiowe pozostaje pod pełną kontrolą producenta bez możliwości ingerencji przez użytkownika. Oprogramowanie jest w zgodności z odpowiednimi wymaganiami unijnego prawodawstwa harmonizacyjnego.

Powyżej wymienione akcesoria są opisane za pomocą ogólnych indeksów, które w praktyce posiadają regionalne przedrostki: MD – Europa, AA – Stany Zjednoczone, AZ – Azja/Pacyfik.

Informacja: Kopię powyższej Deklaracji Zgodności UE można uzyskać poprzez Motorola Help Desk, poprzez Dystrybutora bądź wysyłając zapytanie na jeden z podanych poniżej adresów email: [manufacturerdeclaration.eu@motorolasolutions.com](mailto:manufacturerdeclaration.eu@motorolasolutions.com) lub na stronie <http://www.motorolasolutions.com/Business/XU-EN/BMS+Resource+Library>.

## Declaración UE de conformidad (DoC-15101300182-D)

La presente declaración de conformidad se expide bajo la exclusiva responsabilidad del fabricante. El objeto de la declaración descrito anteriormente es conforme con la legislación de armonización pertinente de la Unión:

Directiva 2014/53/UE (RED)  
Directiva 2014/34/UE (ATEX)  
Directiva 2011/65/UE (RoHS)  
Directiva 2012/19/UE (WEEE)  
Directiva 2013/35/UE (EMF)  
Directiva 1999/5/CE (R&TTE) Para los países en los que la Directiva 2014/53/UE (RED) no está en vigor

**Objeto de la declaración:** MOTOTRBO DP4000 Ex Ma ATEX Portable Radios Series

DP4801 Ex Ma, Type Designator: PBE502HEMaGEx, 403-470MHz, TX 1W, full keypad, display  
DP4401 Ex Ma, Type Designator: PBE502BEMaGEx, 403-470MHz, TX 1W, plain

**Observaciones reemplazadas:** Esta Declaración de conformidad reemplaza a DOC-15101300182-C

**introducido en el mercado por:** Motorola Solutions Germany GmbH , Am Borsigturm 130, 13507 Berlin, Germany

**La conformidad se acreditará mediante el cumplimiento de los requisitos aplicables de los siguientes estándares:**

RED:

EN 300 086 V2.1.2,  
EN 300 113-2 V2.2.1,  
EN 300 219-2 V2.1.1

RTTE:

EN 300 086 - 1 V1.4.1, EN 300 086 - 2 V1.3.1  
EN 300 113 - 1 V1.7.1, EN 300 113 - 2 V1.5.1  
EN 300 219 - 1 V1.2.1, EN 300 219 - 2 V1.1.1

EN 301 489-1 V1.9.2,  
EN 301 489-5 V1.3.1

EN 60950-1:2006/A11:2009/A1:2010/A12:2011/AC:2011/A2:2013  
Cumple con ICNIRP (1998) sobre límites de exposición ocupacional/controlada  
EN 62311:2008

EN60079-0:2012 + A11:2013, EN 60079-11:2012

Año de la primera aplicación de la marca CE: 2015

ATEX Notified Body Number 0158; DEKRA EXAM GmbH, Dinnendahlstr. 9, 44809 Bochum, Germany  
EC Type Examination Certificate: BVS 15 ATEX E115 X  
Clasificación de ATEX: II 2G Ex ib IIC T4 Gb; II 2D Ex ib IIIC T130°C Db; I M1 Ex ia I Ma; IP64

Se han efectuado los paquetes de prueba básicos de la radio, tal como se describe en los estándares armonizados citados.

**Custodio de la documentación:** Motorola Solutions Germany GmbH, Am Borsigturm 130, D-13507 Berlin, Germany

Confirmamos la exactitud de esta traducción. Solo es válida si se proporciona con la versión original en inglés firmada.

## Rev. 1 Anexo a Declaración UE de conformidad (DoC-15101300182-D)

Esta declaración de conformidad es un anexo de la Declaración de conformidad del producto referido anteriormente y su emisión es responsabilidad exclusiva del fabricante.

Los accesorios que se describen a continuación cumplen la correspondiente legislación de armonización de la Unión Europea.

Los accesorios enumerados están certificados y aprobados para el uso con los modelos de radio a los que se hace referencia en la Declaración de conformidad mencionada.

<u>NÚMERO DE PIEZA</u>	<u>DESCRIPCION (SOLO PARA INFORMACION)</u>
<b>ANTENA</b>	
PMAE4081A	DMR folded monopole (403 - 433MHZ) Ex
PMAE4082A	DMR folded monopole (430 - 470MHZ) Ex
PMAE4083A	Stubby antenna 11cm (403 - 433MHZ) Ex
PMAE4084A	Stubby antenna 11cm (430 - 470MHZ) Ex
PMAE4085A	DMR whip antenna (403 - 470MHZ) Ex
<b>AUDIO</b>	
PMLN6089A	PELTOR HEADSET MT1H7P3E2-07-51
PMLN6090A	PELTOR HEADSET MT1H7F2-07-51
PMMN4094A	Noise Cancelling ATEX RSM
<b>BATERÍA</b>	
NNTN8840A	IMPRES IECEX/ATEX Ma IP67 LIION 2000T
<b>EN EL CUERPO</b>	
PMLN5610A	Replacement 2.5 inch Swivel Belt Loop
PMLN6086A	Belize ATEX Belt Clip
PMLN6096A	Hard Leather Carry Case 2.5-Inch Swivel Belt Loop for Non-Keypad Radio
PMLN6097A	Belize ATEX Hard Leather Carry Case 2.5 SWL FKP
PMLN6098A	Soft Leather Carry Case 2.5-Inch Swivel Belt Loop for Non-Keypad Radio
PMLN6099A	Belize ATEX Soft Leather Carry Case 2.5 SWL FKP
<b>OTROS</b>	
15012157001	Dust Cover Assembly
PMLN6368A	ADAPTER FOR PELTOR HEADSET FL5263-34
PMLN6803A	Adapter for Peltor Headset FL4963-50-34

### SOFTWARE

El software de radio instalado se encuentra bajo el control total del fabricante sin acceso por parte del usuario y cumple con las directivas pertinentes.

Los accesorios anteriores se muestran con los números de referencia globales. En la práctica el accesorio tendrá un prefijo regional. Los prefijos se crean para los kits regionales, principalmente el manual (idiomas) y el embalaje. Los prefijos identifican MD con los países europeos, AA con Estados Unidos y AZ con la región Asia/Pacífico.

Nota: Puede obtener una copia de la Declaración de conformidad mencionada anteriormente, firmada y fechada, a través del servicio de atención al cliente local de Motorola o del distribuidor que le vendió la radio. También puede solicitarla mediante un mensaje de correo electrónico a [manufacturerdeclaration.eu@motorolasolutions.com](mailto:manufacturerdeclaration.eu@motorolasolutions.com) o a través de <http://www.motorolasolutions.com/Business/XU-EN/BMS+Resource+Library>