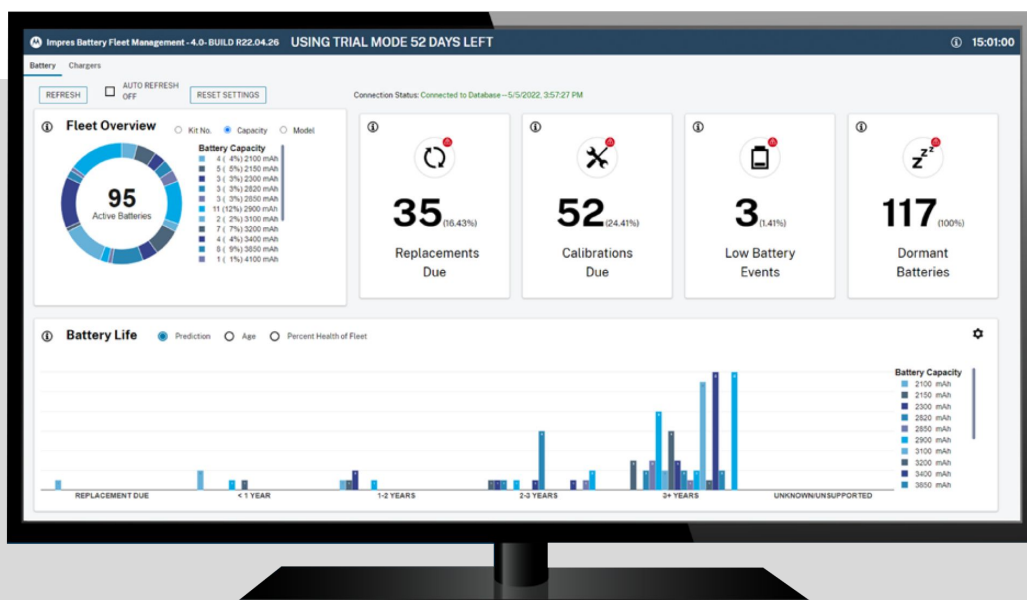





IMPRES™ BATTERY FLEET MANAGEMENT (BFM) V4.0 ORDERING GUIDE

A radio is only as good as the battery that powers it. When a battery fails, communication is lost, and every aspect of your organization is impacted, whether it's serving customers or saving lives. At the same time, monitoring the individual statuses of a large fleet of batteries can be inefficient, time-consuming, and as a result, ineffective.

That's why we created our proprietary IMPRES™ Battery Fleet Management solution. By collating and displaying data on an intuitive user interface, this solution reduces complexity and costs related to battery and charger management. The battery management and analytics capabilities, ensure optimal fleet performance and enable your employees to work safely and efficiently



BFM ON-PREM CONFIGURATIONS



Motorola Solutions' Battery Fleet Management (BFM) V4.0 supports the following three (3) on-prem methods of gathering IMPRESTM battery data:

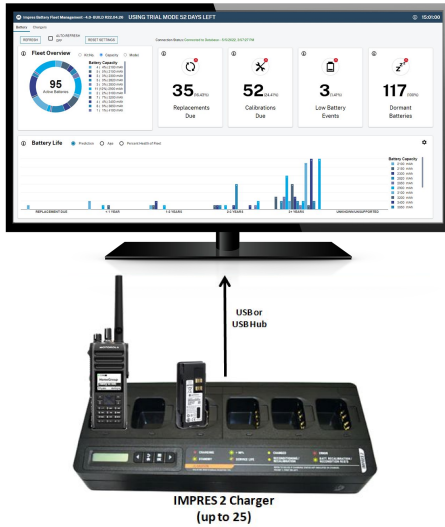
- 1. Simple Configuration:** Single PC with 1-25 IMPRESTM 2 Multi Unit Chargers* (MUCs) connected via USB++. Most customers will self deploy the "Simple Configuration" of BFM software on their radio shop computer and connect IMPRESTM 2 chargers via USB to collect data as batteries are dropped in. The following are the PC requirements for the Simple Configuration:
 - a. Server and Client Hardware Requirements :** 8 GB RAM minimum, 10 GB HD Space minimum, 2 GHz CPU Speed minimum , minimum of i5 GEN 8 PC
 - b. Certified Server OS Versions:** Windows 10 Enterprise (64 bit), Windows 10 Pro (64 bit), Windows Server 2019 Standard, Windows Server 2016 Standard, Windows Server 2012R2 Standard
 - c. Certified Client OS Versions:** Windows 10 Enterprise (64 bit), Windows 10 Pro (64 bit), Windows 8.1 Pro (64 bit)More details on how to order and deploy this configuration are listed in the Simple Configuration Ordering and Deployment Section.
- 2. Network Configuration:** Multiple PC's (up to 20) with 1-25 MUCs each.
- 3. Over-The-Air (OTA) Configuration:** OTA supports APX8000/6000/4000/900 Series radios and MOTOTRBO R7, R7a, XPR, DP, DGP & XiR Series Radios only. All other radio/battery combinations are supported in an IMPRES 2 charger.

For customers who want to proceed with "Network" or "OTA" Configurations, their IT staff can work with Motorola local system integration teams to determine distribution of chargers at strategic locations or even integrate with the radio infrastructure for Over-The-Air (OTA) in order to track which radios have batteries in need of replacement. Reach out to your local pre-sales engineering & system integration team to properly quote these configurations.

*cable NNTN8870 cable required for Single Unit Charger (SUC)

++original IMPRESTM MUCs connected with NNTN7677 Charger Interface Units (CIU's) are supported; additional CIUs are no longer available

SIMPLE CONFIGURATION: ORDERING AND DEPLOYMENT



- Single PC with 1-25 IMPRES 2 MUC's connected via USB (IMPRES batteries in IMPRES 2 Chargers).
- Note that USB Cables, USB Hubs, IT hardware or Laptop/PC's are NOT included, these need to be supplied separately (refer to minimum PC hardware/OS requirements below)
- To get started, proceed with obtaining the following two (2) BFM v4.0 components:
 - Order the Entitlement ID (EID)
 - Download BFM v4.0 Software (see below).

HOW TO ORDER THE EID

To order IMPRES™ Battery Fleet Management for the Simple Configuration, follow the steps below:

1. For NA & EMEA, go to [MSI eCommerce Shop](#) (login using your MSI account credentials).
For LACR and APAC, order via MOL, or contact your Motorola Solutions Sales or Customer Support Representative
2. Order one of the following **Entitlement IDs (EIDs)** for your respective region:

EID MODEL #: **REGION:**

HKVN4036	North America
HKVN4037	Europe, the Middle East and Africa
HKVN4038	Latin America
HKVN4039	Asia-Pacific

3. You will receive an automatic email order confirmation and your Entitlement ID License will be sent later via email. The email will come from: "TRBOKEY@motorolasolutions.com"
 - The email subject line will state:
"MOTOTRBO Entitlement ID for Motorola Order Number #####"
 - Although the email subject states "MOTOTRBO", BFM v4.0 supports IMPRES™ 2 chargers for MOTOTRBO, ASTRO & TETRA.
4. MSI Sales Account Managers can also order the BFM v4.0 EID via Salesforce Portal, CPQ Quote Product Menu or using the CPQ Tool.

HOW TO DOWNLOAD THE BFM 4.0 SOFTWARE

1. Go to [Motorolasolutions.com](#), log in using your MSI account credentials and search "IMPRES Battery Fleet Management."
2. After log in, the BFM v4.0 Software is available for download via the [IMPRES™ Battery Fleet Management website](#).
3. Under the "RESOURCES" tab, the BFM Software and release notes are available for download.
4. Follow instructions to download IMPRES™ Battery Fleet Management Software v4.0.
5. Follow the Installation & Configuration instructions.

Contact your Regional Customer Support team for further assistance.

RESOURCES

- [BFM Brochure](#)
- [BFM Brochure - EMEA](#)
- [BFM Release Notes](#)
- [BFM Manuals](#)
 - [Overview and Training](#)
 - [User's Guide](#)
 - [Web Interface User's Guide](#)
 - [Technical Troubleshooting](#)



The Motorola Solutions products described in this document may include copyrighted Motorola Solutions computer programs. Laws in the United States and other countries preserve for Motorola Solutions certain exclusive rights for copyrighted computer programs. Accordingly, any copyrighted Motorola Solutions computer programs contained in the Motorola Solutions products described in this document may not be copied or reproduced in any manner without the express written permission of Motorola Solutions.

© 2022 Motorola Solutions, Inc. All Rights Reserved 7- 2023

No part of this document may be reproduced, transmitted, stored in a retrieval system, or translated into any language or computer language, in any form or by any means, without the prior written permission of Motorola Solutions, Inc. Furthermore, the purchase of Motorola Solutions products shall not be deemed to grant either directly or by implication, estoppel or otherwise, any license under the copyrights, patents, or patent applications of Motorola Solutions, except for the normal non-exclusive, royalty-free license to use that arises by operation of law in the sale of a product.

DISCLAIMER

Please note that certain features, facilities, and capabilities described in this document may not be applicable to or licensed for use on a specific system, or may be dependent upon the characteristics of a specific mobile subscriber unit or configuration of certain parameters. Please refer to your Motorola Solutions contact for further information.

TRADEMARKS

MOTOROLA, MOTO, MOTOROLA SOLUTIONS, and the Stylized M Logo are trademarks or registered trademarks of Motorola Trademark Holdings, LLC and are used under license. All other trademarks are the property of their respective owners.

OPEN SOURCE CONTENT

This product contains Open Source software used under license. Refer to the product installation media for full Open Source Legal Notices and Attribution content.

ORDERING GUIDE | IMPRES BATTERY FLEET MANAGEMENT