



APPLICATION SERVICES & TOPOLOGIES OVERVIEW

VERSION 03.11

COPYRIGHTS

No portion of this document may be duplicated, distributed, or transmitted, in any form or by any means, electronic or mechanical, for any purpose, without the prior express written permission of Motorola Solutions, Inc. ("Motorola"). This document is protected by copyright law and international treaties. All trademarks, service marks, product names, brands, company names and logos appearing in this document are the property of their respective owners.

DISCLAIMER

The information in this document is carefully examined, and is believed to be entirely reliable. However, no responsibility is assumed for inaccuracies. Furthermore, Motorola reserves the right to make changes to this document at any time without any prior notification. Motorola does not assume any liability arising out of the use of this document.

TRADEMARKS

MOTOROLA, MOTO, MOTOROLA SOLUTIONS and the Stylized M Logo are trademarks or registered trademarks of Motorola Trademark Holdings, LLC and are used under license. All other trademarks are the property of their respective owners.

© 2025 Motorola Solutions, Inc. All rights reserved.

Table of Contents

COPYRIGHTS 2

DISCLAIMER..... 2

TRADEMARKS..... 2

1 Introduction 1-1

1.1 Purpose of this Document..... 1-1

1.2 Intended Audience..... 1-1

1.3 Overview of MOTOTRBO..... 1-1

1.4 MOTOTRBO System Topologies 1-3

1.5 Abbreviations and Terms 1-4

1.6 Symbols..... 1-5

2 Application Services 2-1

2.1 Data Services..... 2-1

2.2 Audio Operation 2-2

2.3 Extended Control & Management Service for Subscriber 2-2

2.4 Infrastructure Application Services..... 2-2

3 Application Topologies..... 3-1

3.1 Wireless Applications 3-1

3.2 Wireline Applications 3-2

4 Solution Topologies A-1

4.1 Data Server Solutions..... A-1

4.2 Radio Control Solutions A-5

4.3 Network Management Solutions..... A-7

Appendix A MOTOTRBO Application Services A-10

A.1 Application Services Taxonomy..... A-10

A.2 MOTOTRBO Subscriber Product Family by Region – Portables A-11

A.3 MOTOTRBO Subscriber Product Family by Region – Mobiles A-13

A.4 Application Services Accessibility A-13

A.5 Enhanced Data Delivery Support for Data Server Solutions..... A-14

Appendix B Subscriber Application Development Specifications..... B-1

B.1 Application Service Support for Portables – Controller-less Systems..... B-1



B.2 Application Service Support for Portables – Controller-based Capacity Max System B-3

B.3 Application Service Support for Portables – Controller-based Connect Plus System..... B-5

B.4 Application Topology Support for Portables – All Systems B-6

B.5 Application Service Support for Mobiles – Controller-less Systems..... B-8

B.6 Application Service Support for Mobiles – Controller-based Capacity Max Systems B-9

B.7 Application Service Support for Mobiles – Controller-based Connect Plus Systems B-10

B.8 Application Topology Support for Mobiles – All Systems B-11

B.9 Application Service Connectivity by Topology B-12

Appendix C Infrastructure Application Development Specifications..... C-1

C.1 Application Service Support C-1

C.2 Application Topology Support..... C-2

C.3 Application Service Connectivity by System C-3

C.4 Application Service Support for Portable – Portable Work as an Endpoint C-4

C.5 Application Service Support for Mobile – Mobile Work as an Endpoint C-6

Appendix D Technical Documentation Catalog D-1

1 Introduction

1.1 Purpose of this Document

This document is a high level overview of the MOTOTRBO application services. The document detail level is intended to provide a fundamental understanding of MOTOTRBO's application services capabilities, architecture, and topologies as well as to aid in the conceptualization of a feasible application solution.

1.2 Intended Audience

This technical communication product is for software and hardware engineering professionals with an interest in developing end-to-end solutions for the MOTOTRBO product portfolio. Readers of this document are expected to be knowledgeable about serial communications, IP networking, two-way radio equipment and systems as well as to be familiar with the different operational modes of MOTOTRBO.

1.3 Overview of MOTOTRBO

MOTOTRBO is an ETSI DMR Tier 2 and Tier 3 compliant digital two-way Professional Radio with robust voice quality, scalable system topologies, and advanced data capabilities. The MOTOTRBO radio system uses a 2-slot TDMA air interface which allows for two simultaneous calls, whether voice or data, per physical channel.

Voice calls in the MOTOTRBO system are speech coded with the DVS1 AMBE+2 vocoder for the injection and recovery of high quality voice as used in a low-bandwidth TDMA channel. MOTOTRBO is optimized for reliable data delivery and efficient channel utilization of low-to-medium sized "bursty" data transmissions.

MOTOTRBO is an IP-based communications system. Voice and data calls are routed through the system and a networked customer enterprise using an IP addressing schema. A unique IP address identifies each component of a MOTOTRBO system including subscribers, repeaters, data servers, and tethered by-wire or -wireless devices.

Fundamentally, MOTOTRBO supports an IP socket interface for data communications. Native data type support includes text messaging, location, and remote I/O. User-defined raw data may be sent through the MOTOTRBO system as well. Additionally, MOTOTRBO features a command & control interface that allows for customized operation of the MOTOTRBO subscribers to expand the customer experience and design of the product beyond the standard feature set.

MOTOTRBO R2 will be replacing Commercial radio (XiR C2660 (APAC), DP540 (EMEA), DEP250 (LA), CP100d (NA)) starting from M2022.03, MOTOTRBO R7 will be replacing Entry Professional model (XiR P8600i (APAC), DP4000e (EMEA), DGP8000e (LA), XPR7000e (NA)) starting M2021.04, MOTOTRBO R5 will be replacing Entry Professional model (XiR P6600i (APAC), DP2000e (EMEA), DEP500e (LA), XPR3000e (NA)) starting M2025.01 and MOTOTRBO R7Ex will be replacing Professional Enhanced Specialized (XiR P8600 Ex (APAC), DP4000 Ex/Ex Ma (EMEA), DGP8000EX (LA)) starting M2025.01.

1.4 MOTOTRBO System Topologies

MOTOTRBO supports six unique system topologies with different coverage and capacity profiles.

- **6.25e Direct Mode**
6.25kHz equivalent Direct Mode operation provides subscriber-to-subscriber communication without use of infrastructure. Two TDMA timeslots are available for every 12.5kHz bandwidth channel.
- **Single Site Conventional**
In the Single Site Conventional system topology, the MOTOTRBO system is comprised of a single repeater. A controller is not required to operate this system topology.
- **IP Site Connect**
The IP Site Connect system topology provides coverage. This MOTOTRBO system topology is a multi-site network of repeaters connected via IP with each repeater constituting a site in the network. A controller is not required to operate this system topology.
- **Capacity Plus (Capacity Plus Single Site)**
The Capacity Plus system topology provides capacity. This MOTOTRBO system topology is a single site of multiple repeaters connected via IP. A controller is not required to operate this system topology. Capacity Plus Single Site is formerly known as Capacity Plus.
- **Linked Capacity Plus (Capacity Plus Multi Site)**
The Linked Capacity Plus system topology provides coverage and capacity. This MOTOTRBO system topology is a multi-site network of multiple repeaters at each site. A controller is not required to operate this system topology. Capacity Plus Multi Site is formerly known as Linked Capacity Plus.
- **Connect Plus**
The Connect Plus system topology provides coverage and capacity with managed channel efficiency. This MOTOTRBO system topology is a multi-site network of multiple repeaters at each site. A controller is required for every site in this system topology and is responsible for subscriber mobility management and call routing. This repeater system has been discontinued for new systems, and has been replaced with MOTOTRBO Capacity Max system.

- **Capacity Max**

The Capacity Max system is a DMR Tier III compliant trunking system. It provides coverage and capacity with managed channel efficiency. This MOTOTRBO system topology is a multi-site network of multiple repeaters at each site. A controller is required for in this system topology and is responsible for subscriber mobility management and call routing.

1.5 Abbreviations and Terms

Abbreviation	Terms
ACM	Abstract Control Model
APME	Asia Pacific & Middle East
ARS	Automatic Registration Service
AS	Analytics Service
ATIA	Air Traffic Information Access
BT	Bluetooth
CCS	Command & Control Service
CDC	Communications Device Class
CSBK	Control Signaling Block
DDMS	Device Discovery & Mobility Service
EA	Europe & Africa
ECMS	Extended Control & Management Service
GOB	Generic Option Board
JTS	Job Ticketing System
LACR	Latin America & Carribean Region
LE	Link Establishment
LMR	Land Mobile Radio
LRRP	Location Request & Response Protocol
MBXML	Motorola Binary XML
MCDD	Multi-Channel Device Driver
MNIS	MOTOTRBO Network Interface Service
MSI	Motorola Solutions, Inc.
NA	North America
NAI	Network Application Interface
PAN	Personal Area Network
PDS	Peer Discovery Service
RCEM	Remote Call Event Monitoring
RDAC	Repeater Diagnostics, Alarms, & Controls
RNDIS	Remote Network Driver Interface Specification
SPP	Serial Port Profile
SSI	Synchronous Serial Interface
TMS	Text Messaging Service
TIOP	Telemetry I/O Protocol
XCMP	Extended Control & Management Protocol
VRC	Voice and Radio Command

API | Application Programming Interface

1.6 Symbols



MOTOTRBO Portable Subscriber



MOTOTRBO Mobile Subscriber



MOTOTRBO Repeater

2 Application Services

The MOTOTRBO system is extensible through defined application services for 3rd party developer use. The MOTOTRBO Application Services enable the creation of a custom solution to meet a customer need.

The MOTOTRBO Application Services are described by protocol specifications and development guidelines that are used as technical references by the 3rd party developer. The technical references of each interface detail the specific domain knowledge required to successfully implement a 3rd party application for the MOTOTRBO system.

2.1 Data Services

MOTOTRBO natively supports proprietary data application protocols for Device Discovery, Location, Text Messaging, and Telemetry I/O. Since MOTOTRBO is an IP-based product, it is also possible to send raw data through the MOTOTRBO network.

- **Device Discovery Service**

Presence and capability information for subscriber radios in the network is available for the Wireless and Wireline Application Topologies. Through the Device Discovery Service, an application can use knowledge of radio presence and capability to optimize the delivery of data to and from the MOTOTRBO subscriber.



**Device
Discovery**

- **Location Service**

Outdoor location data for a GPS-enabled MOTOTRBO subscriber radio may be reported upon an immediate request, a pre-defined interval / distance / GPIO event trigger, or an emergency call. Positioning information includes latitude, longitude, altitude, or speed. iBeacon based indoor location data for a Bluetooth Low Energy enabled MOTOTRBO subscriber may be reported upon an immediate request, a pre-defined interval trigger, or an emergency call. Positioning information includes beacon major number, beacon minor number, timestamp, transmission power, or received signal strength indicator. Both the Outdoor Location Service and Indoor Location Service are provided through **LRRP**. **LRRP** uses XML to define fields and attributes in the location requests and reports. To optimize the size of the XML document for transport through the network, **LRRP** is further transcribed into **MBXML**, a format which tokenizes XML tags in order to reduce the overall size of the information payload.



GPS



iBeacon

- **Text Messaging Service**

Full display subscribers are text message capable for one-to-one or one-to-many short messaging. Select MOTOTRBO subscriber models further support **JTS** which is an enhanced messaging feature optimized for work order management solutions. **TMS** provides short messaging and job ticketing capability to an application. JTS is not supported in Capacity Max system.



**Text
Messaging**

- **Enhanced Job Ticket Service**

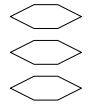
Since R2.7 full display subscribers in Capacity Max system are capable for one-to-one or one-to-many Enhanced Job Ticket Service (EJTS) which has a richer set of features than the legacy TMS based JTS. The EJTS is not based on the existing TMS and not compatible with the legacy JTS. EJTS is supported in non-Capacity Max system since R2.8.



**Enhanced
Job Ticket**

- **Telemetry I/O Service**

Remote I/O control and monitoring of logic level-based external devices is available through **TIOP**. Select MOTOTRBO subscriber models support **TIOP** by providing application access to the radio's accessory connector I/O pins. MOTOTRBO R7 supports telemetry cable starting from M2024.01 and onwards.



**Telemetry
I/O**

- **Raw Data Service**

Since MOTOTRBO is an IP-based communications system, generic UDP/IP communications for **Raw Data** is inherently supported. Small-to-medium sized "bursty" data is an ideal payload to transport over-the-air using MOTOTRBO.

**1010
1101**

Raw Data

2.2 Audio Operation

Audio Operation includes the communication, filtering, and enhancement of audio as it is transmitted and / or received within the MOTOTRBO radio system. Subscriber radios support the injection and recovery of audio in the analog domain via the radio accessory connectors as well as in the digital domain via an Option Board.

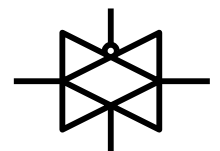


Audio Operation

Wireline (or control room) voice dispatch consoles are available as sold solutions from Motorola Solutions, Inc. Please contact the MSI regional channel or product team for more information.

2.3 Extended Control & Management Service for Subscriber

The Extended Control & Management Service is typically used to extend the capabilities of the MOTOTRBO subscriber radios' standard feature set. **XCMP** enables a 3rd party application to have direct interaction and control with the radio's features and ergonomics in order to supplement the user experience of the radio.



XCMP

Audio Operation applications are enabled by the use of separate connections for audio in conjunction with **XCMP**.

2.4 Infrastructure Application Services

Infrastructure Application Services are only available through a UDP/IP connection to the MOTOTRBO infrastructure. These interfaces are sub-classified into **Gateway Application Services** and **Repeater Application Services** and are available for all modes of MOTOTRBO system operation. Gateway Application Interfaces require the 3rd party application to connect to the MOTOTRBO system via an IP

gateway. For the Repeater Application Services, a direct connection to each repeater in the MOTOTRBO system is permitted for the 3rd party application.

- **Data Services**

All Data Services, including Device Discovery, Location, Text Messaging, Telemetry I/O, & Raw Data, are available as Gateway Application Services.


- **RSSI Reporting Service**

The RSSI Reporting Service measures the signal strength of inbound RF signals during the reception of data by the system from fielded subscriber units. The measured signal strength is encapsulated into a report with associated identifiers (such as system type, source IP, site ID, etc.) that is generated by the MNIS. This service is only available to a wireline application. The RSSI Reporting Service is a type of Analytics Service.




- **Link Establishment**

Before accessing any of the other Repeater Application Services, the 3rd party application must connect to each repeater of interest through LE. Once the link is successful, the specific service from the repeater must be requested within the LE protocol.



- **Control Signaling Service**

The Control Signaling Service is used to process special signaling in the MOTOTRBO system such as Radio Check, Radio Inhibit, and Emergency. The Control Signaling Service is a type of Network Service



- **Remote Call Event Monitoring Service and Air Traffic Information Access Service**

Both the RCEM interface and ATIA interface allows a 3rd party application to log the events of all call types for voice and data. Call events include the start and end of voice calls for group, private, or emergency as well as the occurrence of data calls such as text messaging, as an example. Voice audio is not available through those interfaces. The RCEM Service is for MOTOTRBO single site conventional, IP Site Connect, Capacity Plus, Linked Capacity Plus systems and Connect Plus systems. The ATIA Service is for MOTOTRBO Capacity Max systems. The RCEM Service and ATIA Service are a type of Network Service.



- **Extended Control & Management Service for Repeater**

The Extended Control & Management Service for repeater focuses on RDAC, a subset of XCMP. This interface is specialized for the diagnosis and alarm reporting of repeater status as well as the control of repeater operation within the MOTOTRBO system. Voice audio is not available through this interface.



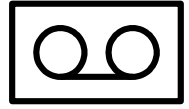
- **Alarms and Events Service**

The Alarms and Events Service allows a 3rd party application to log the events and alarms in the system. The event indicates a change in the system, e.g. a repeater's role changed. An alarm indicates a major failure has occurred which may require user attention, e.g. hardware failure. The Alarms and Events Service is a type of Network Services.



- **Audio Recording Service**

The Audio Recording Service enables a wireline application to record audio activity on any given channel in the system. This service only permits the recovery of audio from the system; injection of audio is not supported. The Audio Recording Service is a type of Console Service. Wireline (or control room) voice dispatch consoles are available as sold solutions from Motorola Solutions, Inc. Please contact the MSI regional channel or product team for more information.



Audio Recording

3 Application Topologies

The MOTOTRBO system is interoperable with multiple types of application topologies. An application topology is the composition of different components that are necessary to enable and form an application solution.

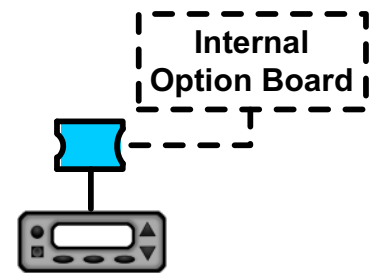
There are two general categorizations of an application topology – **Wireless Applications** and **Wireline Applications**.

3.1 Wireless Applications

A Wireless Application is recognized as a solution that uses a MOTOTRBO subscriber radio as a “donor” (i.e. control station) to access the MOTOTRBO system as well as extends the functionality of the MOTOTRBO subscriber radio beyond its standard feature set.

- **Option Board**

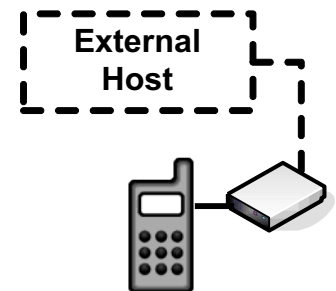
An **Option Board** is an embedded host platform that integrates with the MOTOTRBO subscriber radio internally. Option boards permit the flexibility to not only extend the software features but also the hardware capabilities beyond what is standard in the radio. An Option Board application may support **Audio Operation**, the **Extended Control & Management Service**, and/or **Data Services**. The Option Board interface is available on MOTOTRBO portable and mobile radios.



For the Option Board interface, three different implementation approaches are available to deploy an application. A third party developer may choose to (1) create a custom option board including all hardware and software, (2) source the **GOB** from Motorola Solutions and install the **GOB** with customized software into a MOTOTRBO radio, or (3) distribute customized software that can be flashed into select MOTOTRBO subscriber models that are factory-built with a **GOB** pre-installed. The **GOB1.5** chipset in the existing MOTOTRBO radios includes an Atmel AVR32UC3B0512 microprocessor and the **GOB3.0** chipset in MOTOTRBO R7 includes a Cypress S25FS064S microprocessor, both GOBs are with a 64Mbit serial flash, and a 3-axis accelerometer.

- **External Host**

An **External Host** is typically an embedded host platform that integrates externally, only using USB as a data transport, to the MOTOTRBO subscriber radio’s accessory connector. In this topology, the External Host is expected to operate as a USB Host while the radio operates as a USB Device. An IP stack is not used in this topology. The MOTOTRBO subscriber radios are USB 1.1 hardware and software compliant. An External Host application may support the **Extended Control & Management Service** and/or **Data Services**.



Audio Operation is also supported through separate signal connections for analog audio. The External Host interface is available on MOTOTRBO portable and mobile radios. MOTOTRBO R7 supports this feature starting on M2024.01 and onwards

- **IP Peripheral**

In this topology, a PC connects to the radio via IP over USB. For the USB link, the PC is expected to operate as a USB Host while the radio operates as a USB Device. However, for the IP link, the radio acts as a DHCP server and is responsible for leasing an IP address to the PC.

The MOTOTRBO subscriber radio supports TCP and UDP sockets over the IP connection. The TCP/IP connection is used for the **Extended Control & Management Service** whereas the UDP/IP connection is used for **Data Services**. Separate connections for analog audio are used for the **Audio Service**.

For Windows OS-based Wireless Applications, a **MOTOTRBO USB Driver** for establishing an IP socket connection to

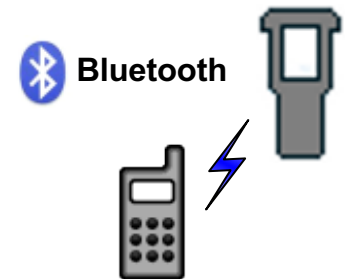
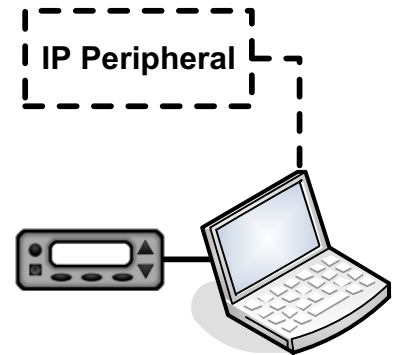
MOTOTRBO is available for reference, re-use, and re-distribution. Specifically for conventional systems with multiple channels, including single site repeater systems and IP Site Connect systems, a **MCDD** is available to the **Data Services** application for managing subscriber mobility within the network.

- **Bluetooth Device**

The MOTOTRBO subscriber radios are Bluetooth 2.1/4.0/BTLE hardware and software compliant. The supported Bluetooth profiles for 3rd party application use are SPP and PAN. Specifically for PAN, the MOTOTRBO subscriber radios operate as a PAN Access Point while the expected operation of the 3rd party application is as a PAN User Client. A Bluetooth application may support the **Extended Control & Management Service** and/or **Data Services**. MOTOTRBO R7 and R7Ex radios are Bluetooth 5.2 hardware and software compliant. There is extra supported Bluetooth profile which is GATT.

The MOTOTRBO R7 and R7Ex radios are allowed to connect with any generic sensor that supported GATT profile to enable sensor service feature.

Select MOTOTRBO subscriber models support the Bluetooth interface natively.



3.2 Wireline Applications

The key attribute of a Wireline Application is the direct connectivity to the MOTOTRBO system's infrastructure via an IP connection. A Wireline Application supports **Data Services**, **Extended Control & Management Service**, **Peer Discovery Service**, **Network Services**, and **Console Service**.

In controller-less MOTOTRBO single site conventional, IP Site Connect, Capacity Plus and Linked Capacity Plus systems, subscriber radio presence, capability, and mobility is provided by the **DDMS**. The **MNIS** acts as a gateway and enables access to the **Data Services** in the MOTOTRBO network. Access to the **Extended Control & Management Service** as well as **Network Services** is through a 1-to-1 connection between the application and each repeater in the system.

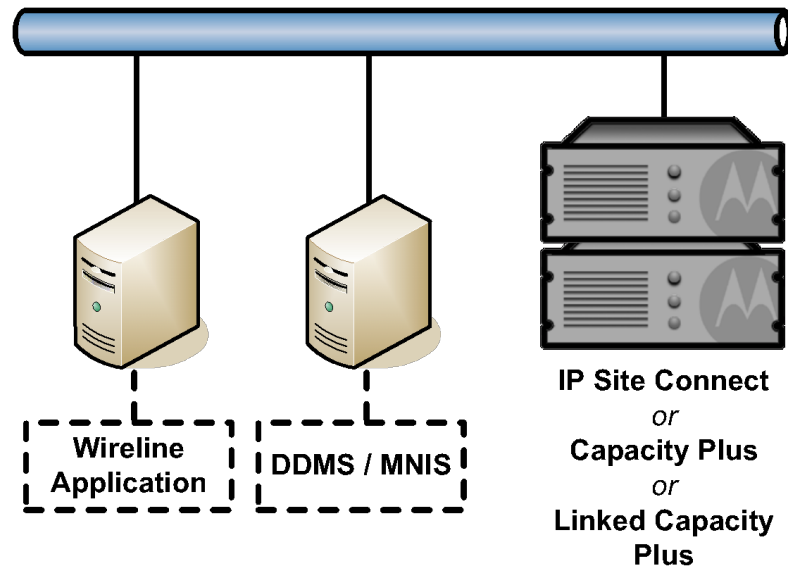


Figure 3-1 Wireline Application Topology for Controller-less Systems

In Connect Plus systems, subscriber radio presence, capability, and mobility are provided by the **XRC Controller** while select **Data Services** are supported by the **XRC Controller** and also the **XRT Gateway**. The **XRT Gateway** also provides **Network Services** to the **Wireline Application**. Access to the **Extended Control & Management Service** is through a 1-to-1 connection between the application and each repeater in the system. Starting on M2022.01 and onwards, this repeater system will be in maintenance mode and no longer be supported for bug fixes, issue inquiries, feature request.

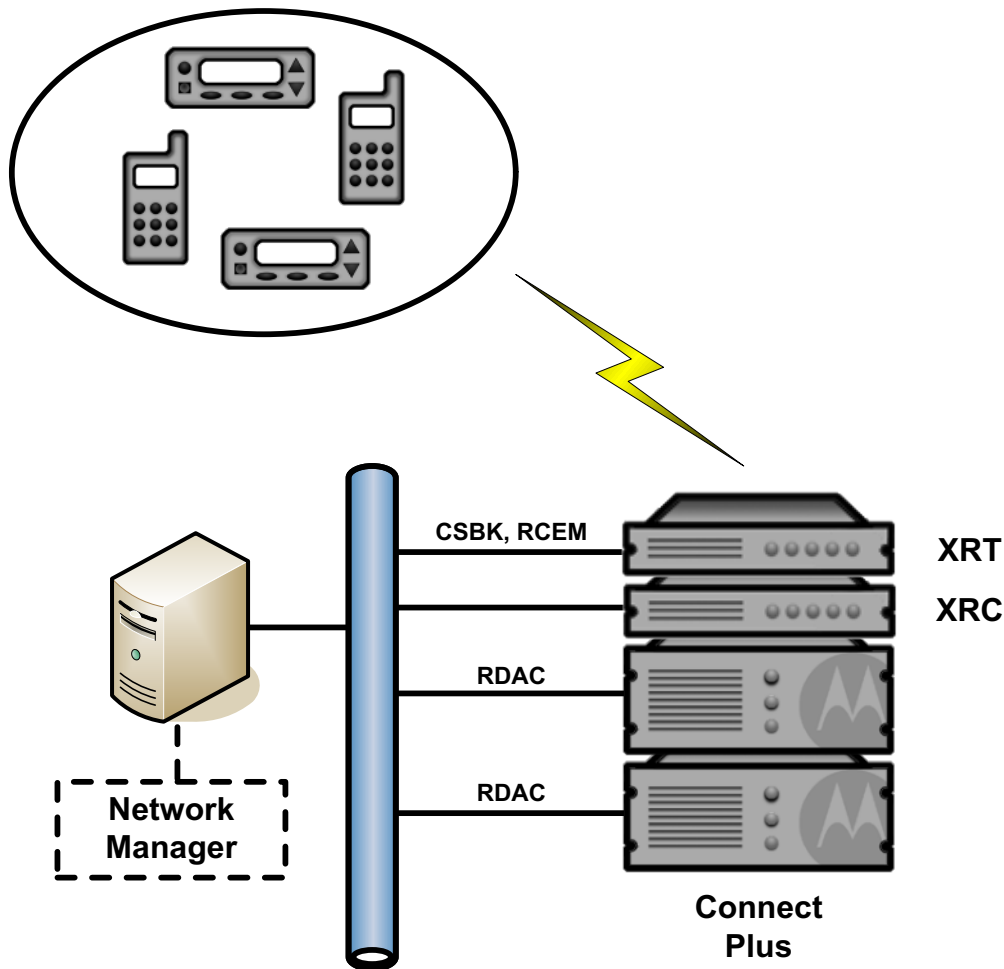


Figure 3-2 Wireline Application Topology for Connect Plus Systems

In Capacity Max systems, subscriber radio presence, capability, and mobility are provided by the **Trunk Controller**. The **MNIS Data Gateway** acts as a gateway and enables access to the **Data Services** in the MOTOTRBO Capacity Max system. The **MNIS Voice and Radio Command (VRC) Gateway** provides Console Services and some of the **Network Services** to the **Wireline Application**. Access to the **RCEM Service** is through listening at a static UDP/IP address. The access to the **Extended Control & Management Service** is not available for third party applications. Access to the Alarms and Events Service is through the Capacity Max System Advisor.

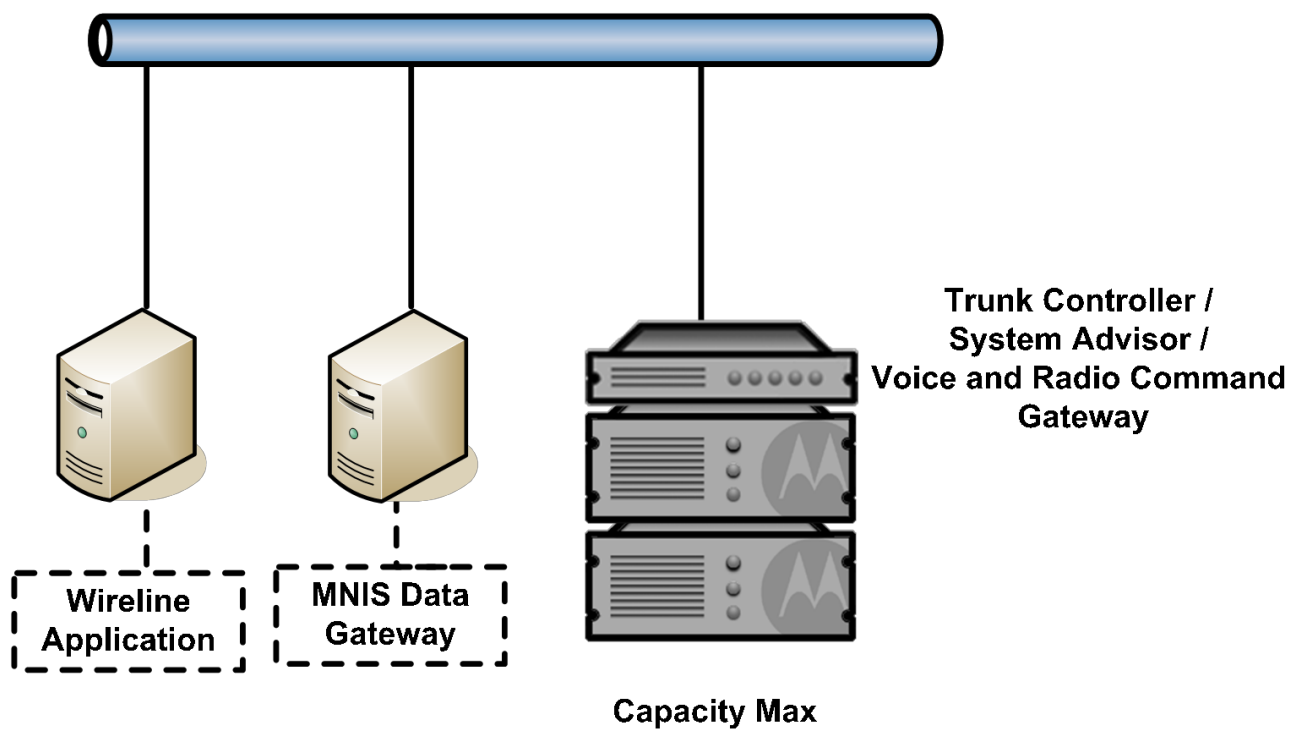


Figure 3-3 Wireline Application Topology for Capacity Max Systems

4 Solution Topologies

Solutions created by 3rd party developers generally fall into three broad categories – **Data Server Solutions**, **Radio Control Solutions**, or **Network Management Solutions**.

4.1 Data Server Solutions

MOTOTRBO is an IP-based communication system and is usable as an IP network to transport data between a client and server. The data server may physically connect into the MOTOTRBO network through one of two ways – either by an IP connection to a MOTOTRBO subscriber radio, acting as a transparent donor into the RF network, or by an IP connection to the **MNIS Data Gateway** for controller-less systems, such as IP Site Connect, Capacity Plus, Linked Capacity Plus, and MOTOTRBO Capacity Max, or the MOTOTRBO **XRC Controller** or **XRT Gateway** for Connect Plus system. The **MNIS Data Gateway**, **XRC Controller**, and **XRT Gateway** are IP gateways that perform low-level channel negotiation and call management for the delivery of data within the network. Figure 4-1 depicts the typical topologies for a MOTOTRBO data server application in a controller-less system as well as the data interfaces available for 3rd party developer use. Figure 4-2 depicts the typical topologies for a MOTOTRBO data server application in a controller-based Capacity Max system as well as the data interfaces available for 3rd party developer use. Figure 4-3 shows the typical topology for a MOTOTRBO data server application in a controller-based Connect Plus system along with the data interfaces for 3rd party application development.

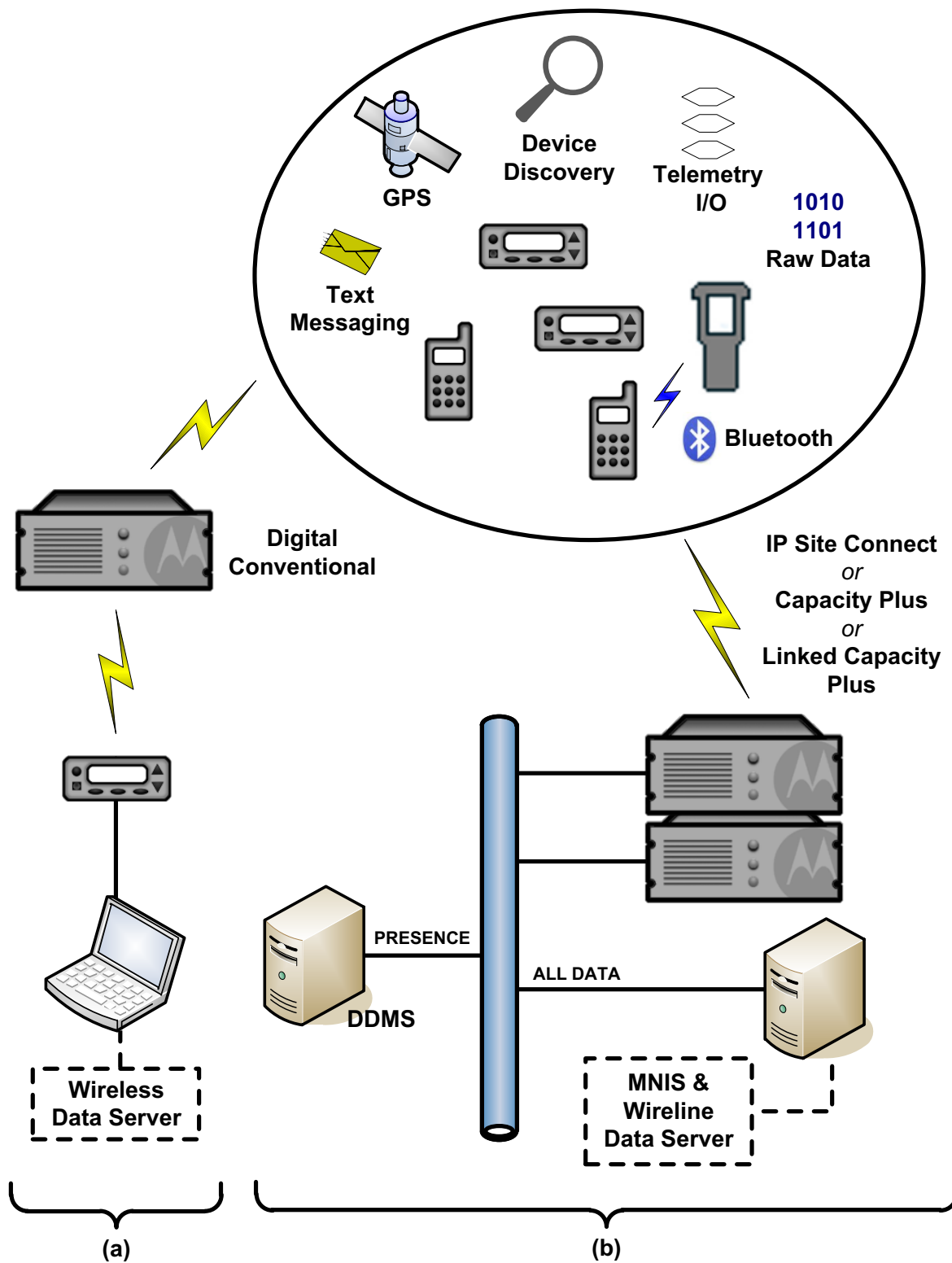


Figure 4-1 Typical Data Server Solution Topology Examples for Controller-less Systems –
(a) Wireless Data Server and (b) Wireline Data Server

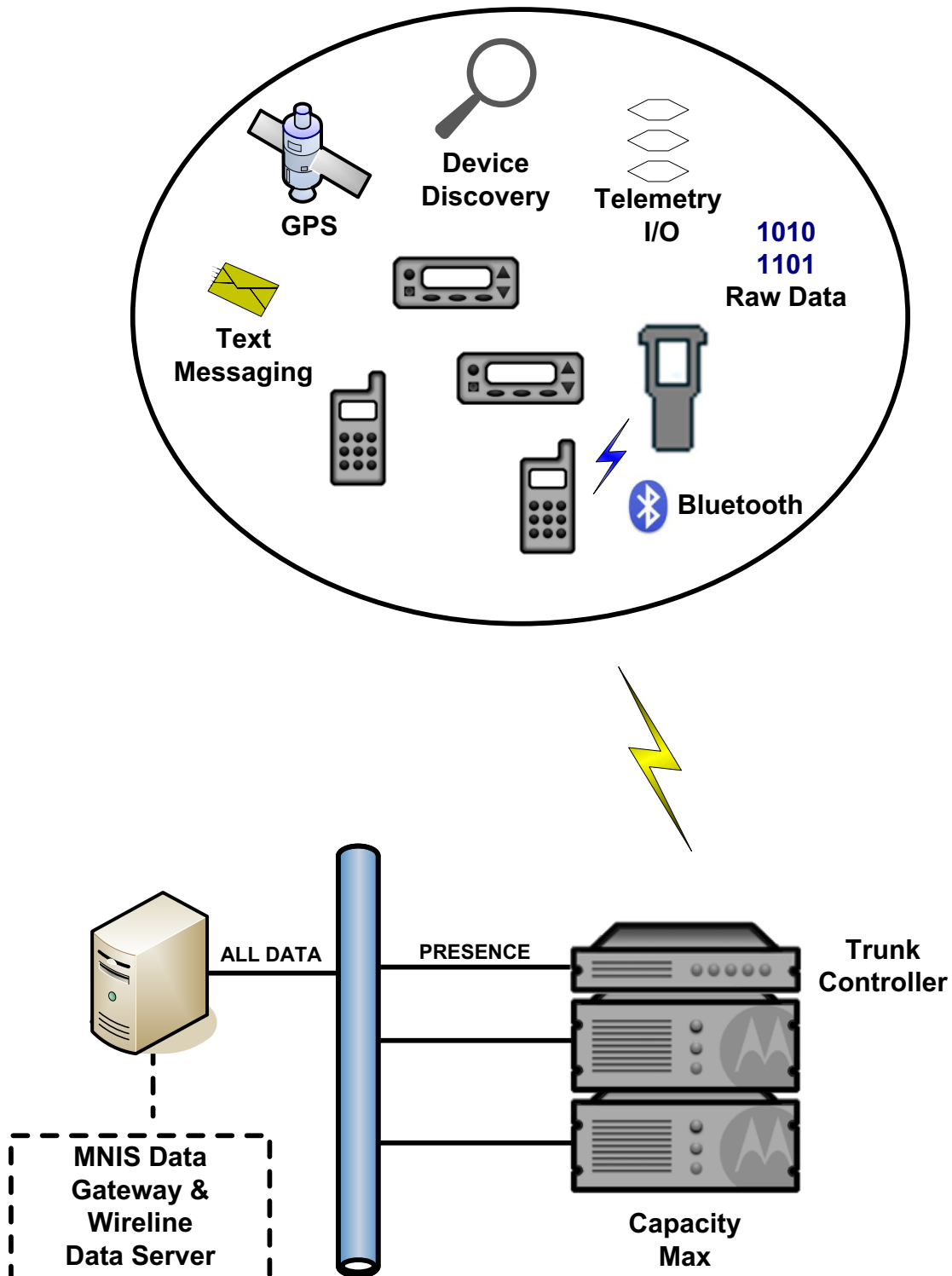


Figure 4-2 Typical Data Server Solution Topology Example for Controller-based Capacity Max Systems – Wireline Data Server

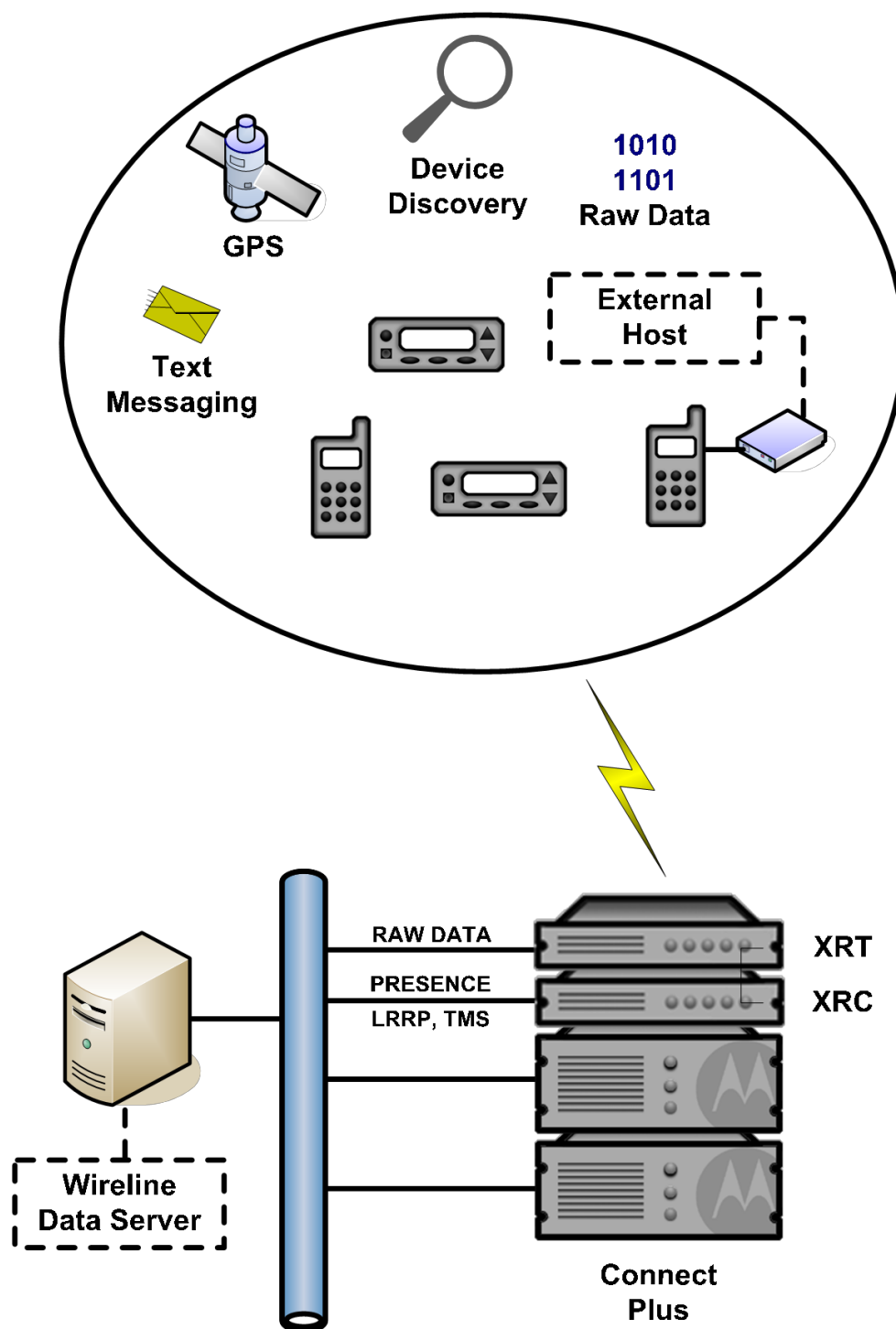


Figure 4-3 Typical Data Server Solution Topology Example for Controller-based Connect Plus Systems – Wireline Data Server

4.2 Radio Control Solutions

Radio Control Solutions extend the capabilities of the MOTOTRBO subscriber radios' standard feature set. All of the Wireless Application types – Option Boards, External Hosts, IP Peripherals, and Bluetooth Devices – are realizations of this solution topology. The Command & Control Service is used by wireless applications to directly interact with the subscriber radio. Connectivity to the radio may be over a serial link, IP socket, or Bluetooth.

The Command & Control Service focuses primarily on enabling applications to add new radio product experiences (e.g. signaling systems or user ergonomics) and secondarily on extending IP proxy-based data transport functionality to non-IP native applications.

Radio Control Solutions may operate in digital talkaround mode without MOTOTRBO infrastructure (i.e. 1-to-1 or 1-to-n subscriber-based communication) or within a MOTOTRBO system environment (controller-less or controller-based).

Figure 4-4 depicts a sample of the supported interoperability between MOTOTRBO product capabilities and Radio Control Solutions within a MOTOTRBO digital system-based environment as well as in MOTOTRBO Digital Talkaround.

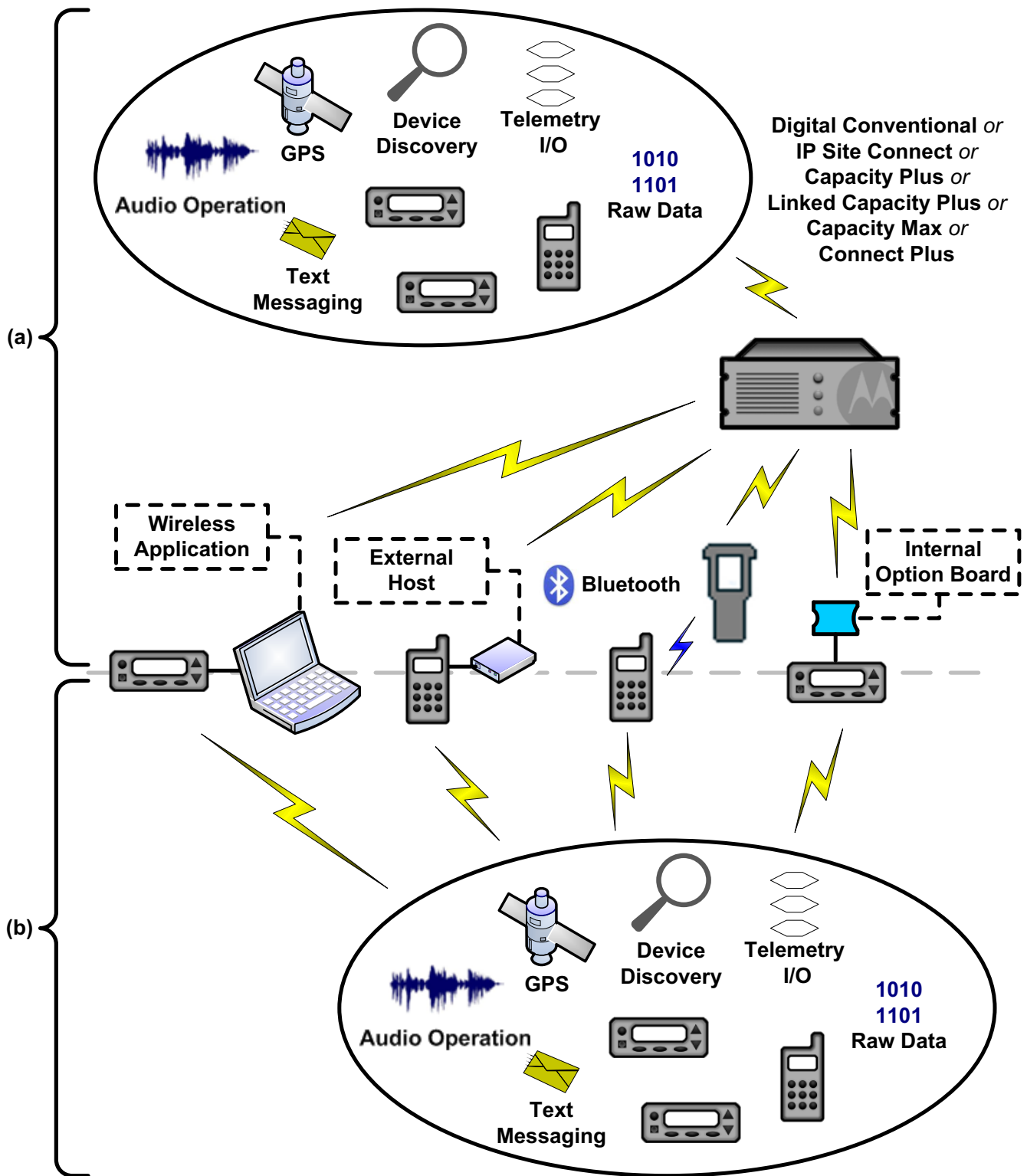


Figure 4-4 Interoperability Examples of Radio Control Solution Topologies –
(a) MOTOTRBO Digital System-based and (b) MOTOTRBO Digital Talkaround

4.3 Network Management Solutions

Network Management Solutions are focused on the operation, monitoring, and health of the MOTOTRBO system. In controller-less systems, a network management application connects via IP to each repeater for access to **Network Services**, such as the Control Signaling Service, RCEM Service, and **Extended Command & Control Services**, i.e. the RDAC Service. For controller-based Capacity Max systems, a network management application accesses the Control Signaling Service via an IP connection to the MNIS VRC Gateway, the RCEM Services via a pre-configured UDP/IP port, and Alarms and Events Services via an IP connection to the System Advisor. The **Extended Command & Control Service** is only accessible for the System Advisor and not available for third party applications. For controller-based Connect Plus systems, a network management application accesses **Network Services** via an IP connection to the **XRT Gateway** while the **Extended Command & Control Service** remains accessible from each repeater.

A Network Management Solution is a Wireline Application in the MOTOTRBO system.

Figure 4-5 illustrates an example topology for a MOTOTRBO network manager in a controller-less system and the multiple connections required for the Extended Control & Management Service and Network Services.

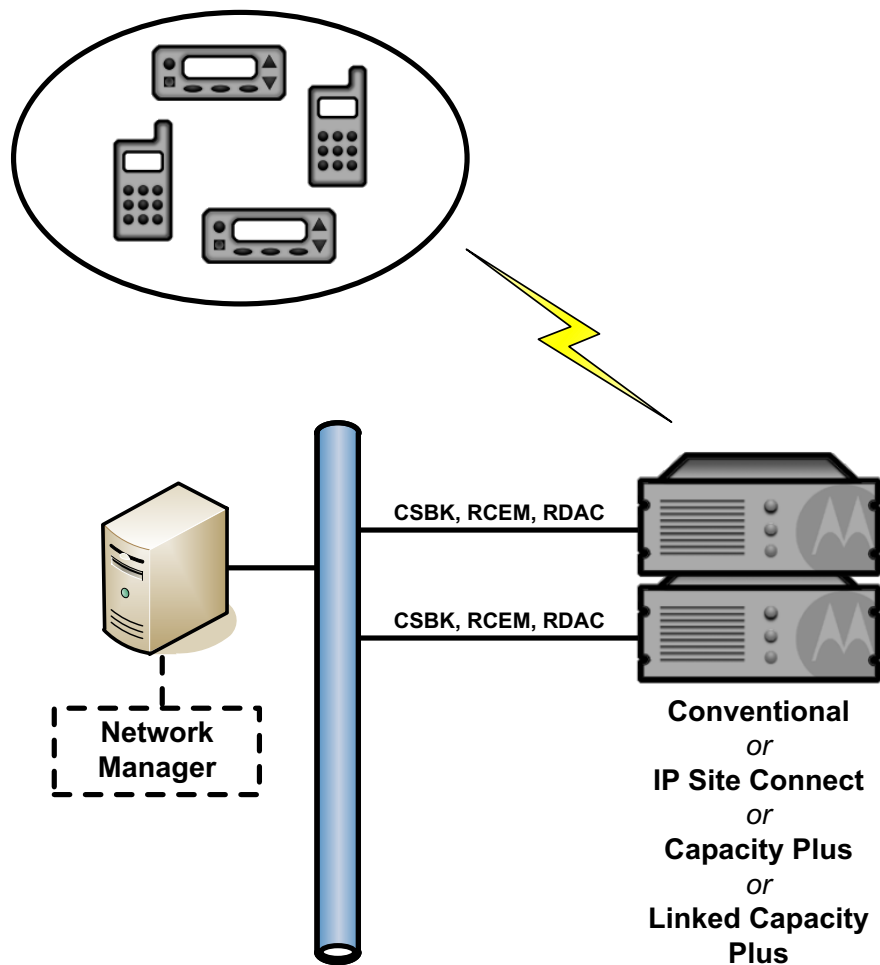


Figure 4-5 Typical Network Management Solution Topology Example for Controller-less Systems

Figure 4-6 depicts the typical topology for a MOTOTRBO network manager in a controller-based Capacity Max system as well as specifies the connectivity for the Network Services

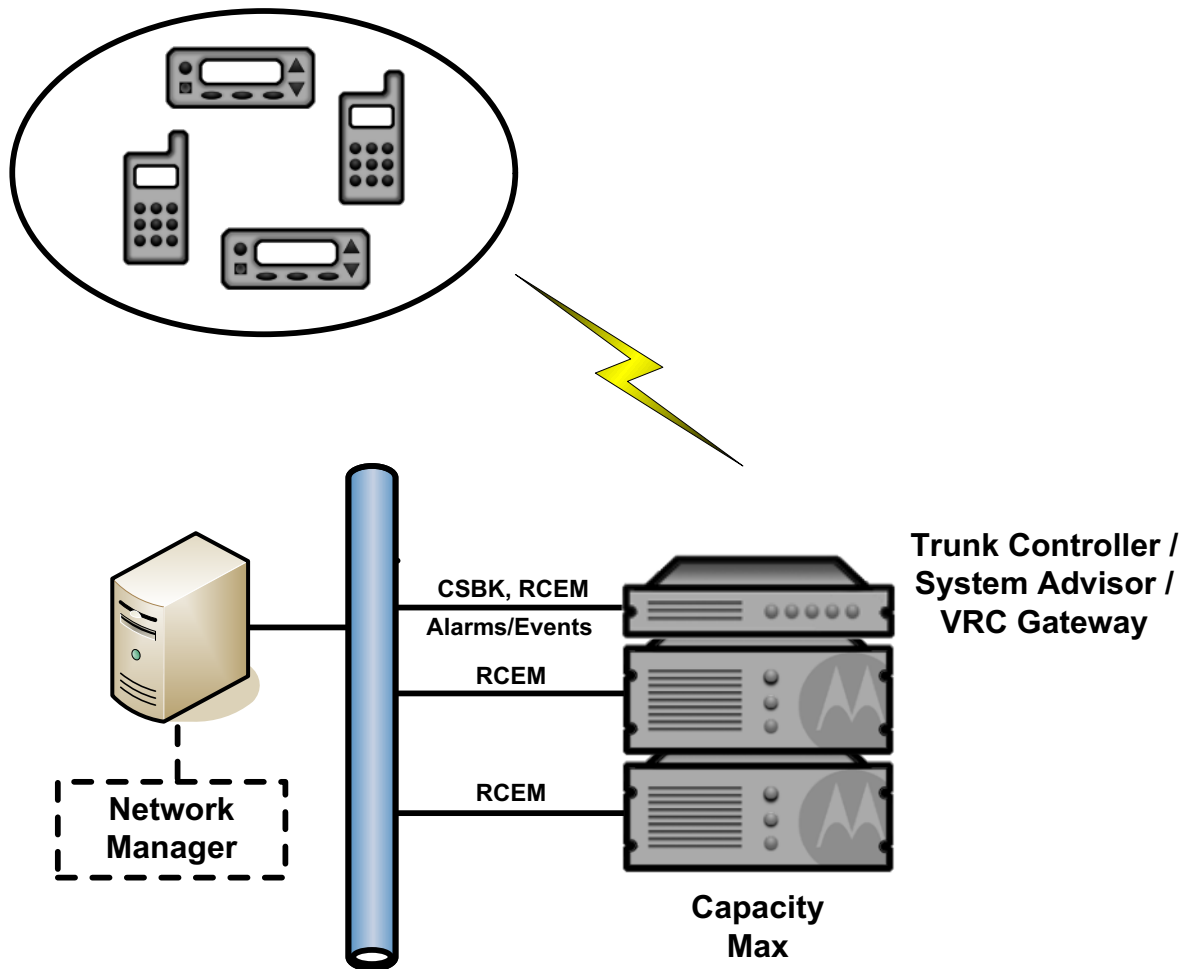


Figure 4-6 Typical Network Management Solution Topology Example for Controller-based Capacity Max Systems
Figure 4-7 depicts the typical topology for a MOTOTRBO network manager in a controller-based system as well as specifies the connectivity for the Extended Control & Management Service and Network Services.

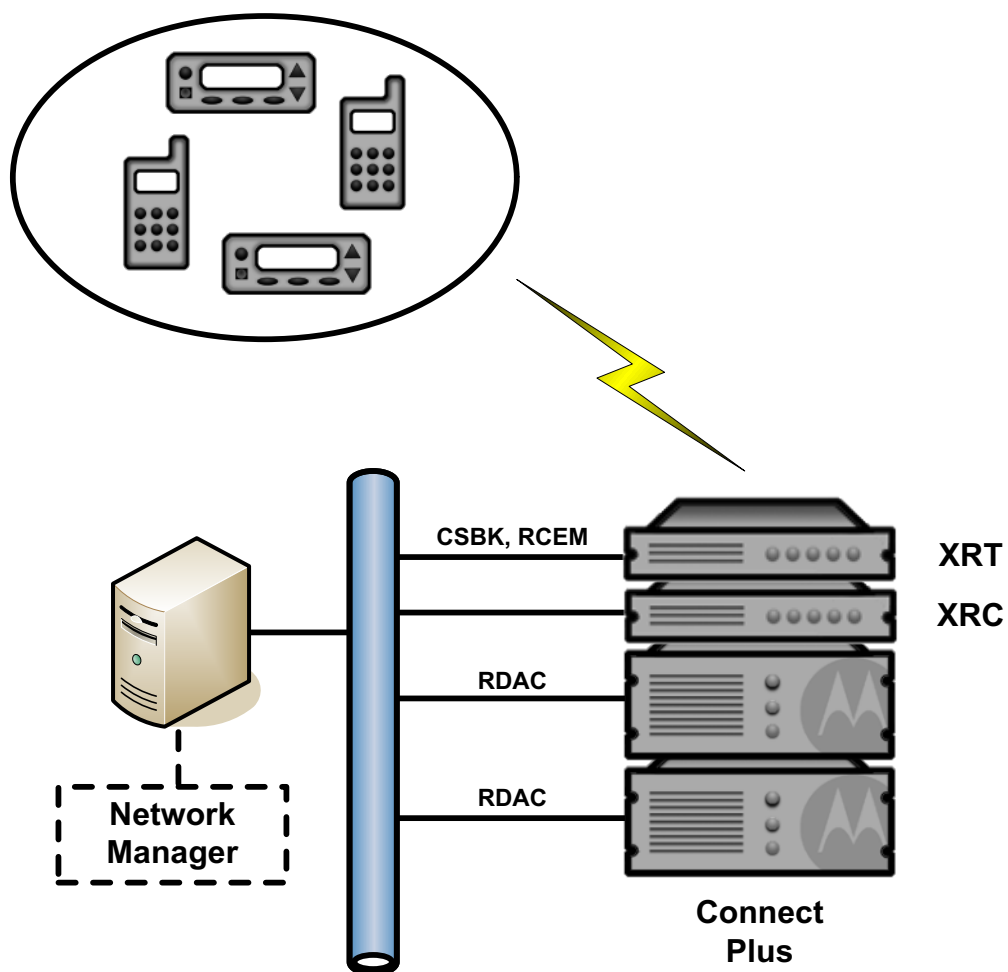
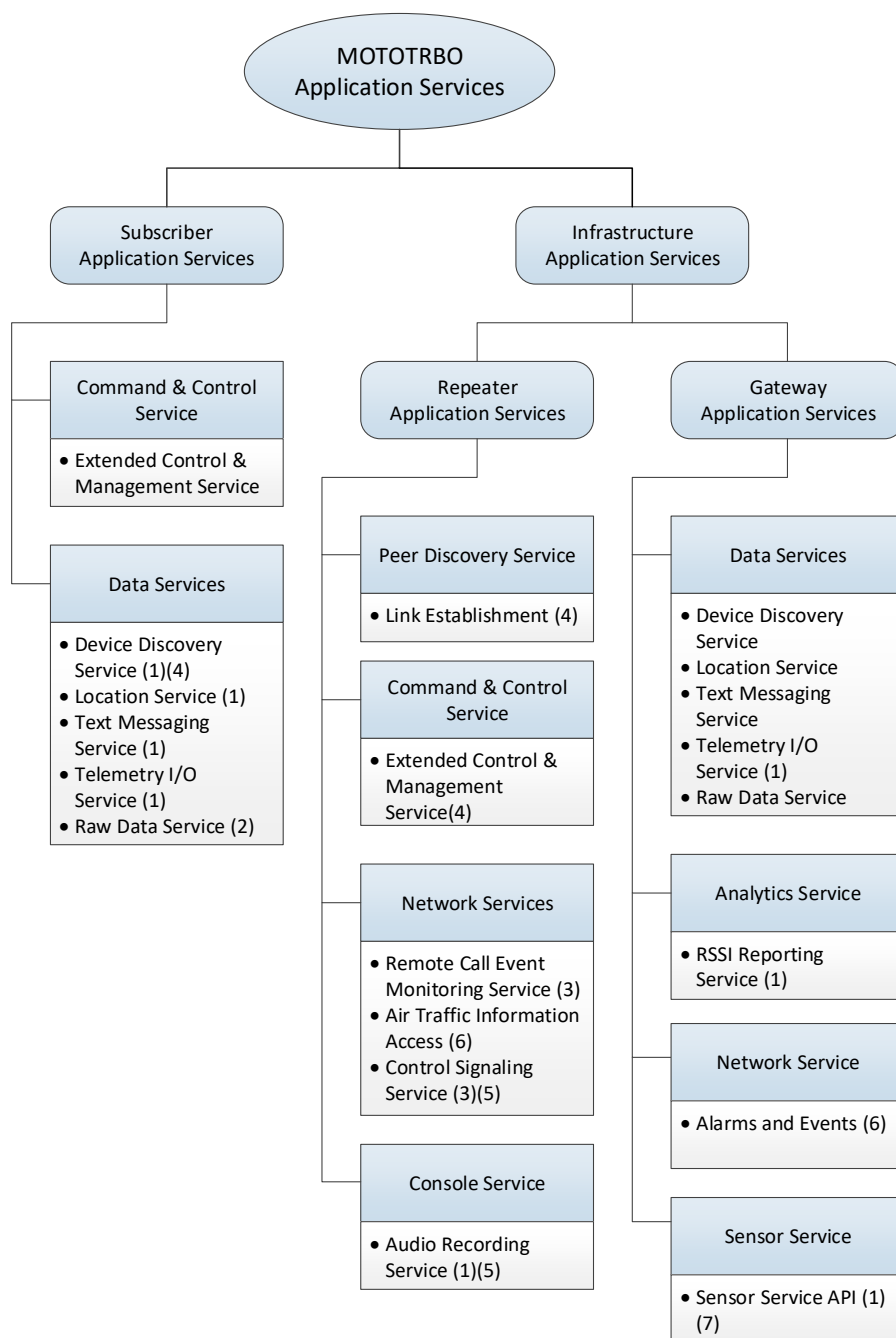


Figure 4-7 Typical Network Management Solution Topology Example for Controller-based Connect Plus Systems








Appendix A MOTOTRBO Application Services

A.1 Application Services Taxonomy





1. Not supported in Connect Plus mode.
2. For Connect Plus mode, indirectly supported via Command & Control Service.
3. Supported as a Gateway Application Service in Connect Plus mode.
4. Not supported in Capacity Max mode.
5. Supported as a Gateway Application Service in Capacity Max mode.
6. Only supported in Capacity Max mode.
7. Only supported for MOTOTRBO R7 subscriber.

A.2 MOTOTRBO Subscriber Product Family by Region – Portables

	Commercial				Entry Professional		
							
APME	XiR C2660	XiR P3688	SL1M	R2	SL2M	XiR P6600	XiR P6600i
EA	DP540	DP1000	SL1600	R2	SL2600	DP2000	DP2000e
LACR	DEP250	DEP450	SL500	R2	SL500e	DEP500	DEP500e
NA	CP100d	CP200d	SL300	R2	SL3500e & SL3500Max	XPR3000	XPR3000e

	Entry Professional	Professional	Professional - Specialized	Professional Enhanced			
							
APME	R5	XiR P8200	Not Available	XiR P8600	XiR P8600i	SL1K	SL2K
EA	R5	DP3000	Not Available	DP4000	DP4000e	SL4000	SL4000e
LACR	R5	DGP4000 & DGP6000	Not Available	DGP8000 & DGP5000	DGP8000e & DGP5000e	SL8550	SL8550e
NA	R5	XPR6000	XPR6580 IS ¹	XPR7000	XPR7000e	SL7500	SL7500e






	Professional Enhanced					Professional Enhanced - Specialized	
							
APME	XiR E8600	XiR E8600i	XiR E8628i	R7a	R7	XiR P8668 EX	Not Available
EA	DP3441	DP3441e	DP3661e	R7a	R7	DP4000EX ATEX	Not Available
LACR	DGP8050 Elite	DGP8050e Elite	Not Available	Not Available	R7	DGP8550 EX	Not Available
NA	Not Available	Not Available	Not Available	Not Available	R7	XPR7550 IS ¹	XPR7580e IS ¹

	Professional Enhanced - Specialized	Premium
		
APME	R7Ex	MKZ900i
EA	R7Ex	MKZ900i
LACR	R7Ex	MKZ900i
NA	R7Ex	MKZ900
1 Available in Canada Only		

A.3 MOTOTRBO Subscriber Product Family by Region – Mobiles

	Commercial	Entry Professional	Professional	Professional Enhanced	
					
APME	XiR M3000	XiR M6660	XiR M8200	XiR M8600	XiR M8600i
EA	DM1000	DM2000	DM3000	DM4000	DM4000e
LACR	DEM400 & DEM300	DEM500	DGM6000 & DGM4000	DGM8000 & DGM5000	DGM8000e & DGM5000e
NA	CM200d & CM300d	XPR2500	XPR4000	XPR5000	XPR5000e

A.4 Application Services Accessibility




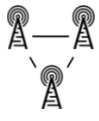
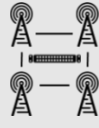
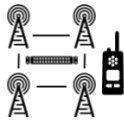


















	<div><div><div><div></div><div>Direct Access</div></div><div><div></div><div>Indirect Access</div></div><div><div></div><div>No Access</div></div></div><div><div>Command & Control Service</div></div><div><div>Data Services</div></div><div><div>Peer Discovery Service</div></div><div><div>Network Services</div></div><div><div>Audio Operation</div></div></div>				
Option Board / Generic Option Board	<div></div>	<div><div></div>¹</div>	<div></div>	<div></div>	<div></div>
External Host	<div></div>	<div><div></div>^{1,4}</div>	<div></div>	<div></div>	<div></div>
Bluetooth Device	<div></div>	<div></div>	<div></div>	<div></div>	<div><div></div>²</div>
IP Peripheral	<div></div>	<div></div>	<div></div>	<div></div>	<div></div>
Wireline Application	<div></div>	<div></div>	<div></div>	<div></div>	<div><div></div>³</div>

1. Accessed by proxy via Extended Control & Management Service.

2. Supported by commercially available Bluetooth Devices with Headset Profile (HSP).

3. Audio Recording is accessible for qualified licensees. Voice Dispatch solutions are only available from MSI Sold & Supported suppliers.

A.5 Enhanced Data Delivery Support for Data Server Solutions




























































	CONVENTIONAL SINGLE SITE 	IP SITE CONNECT MULTI-SITE 	CAPACITY PLUS SINGLE SITE 	LINKED CAPACITY PLUS MULTI-SITE 	CONNECT PLUS MULTI-SITE 	Capacity Max MULTI-SITE 
Full Data Revert – Offload Traffic	 1	 1			 2, 3	
Scheduled GPS – Synchronize Reports	 1, 4	 1, 4				
Single CSBK – Increase Throughput	 6	 6, 7	 6	 6, 7		 5, 7

1. Location Service only
2. Optimized by controller
3. Telemetry Service not supported
4. Device Discovery Service not supported
5. Location Service and Raw Data Service only
6. Device Discovery Service, Location Service, and Raw Data Service only
7. IP Peripheral-based Data Service solutions support Single CSBK Location Service from a single site only. MNIS-based Data Server solutions are fully supported at all sites




































Appendix B Subscriber Application Development Specifications

B.1 Application Service Support for Portables – Controller-less Systems

The table below shows the supported services by the application if the application is connected to the following portables directly. (Application ↔ Portable ↔ MOTOTRBO System)

	Commercial				Entry Professional		
							
<div>  Full Support  Partial Support  No Support </div>							
Device Discovery Service							
Location Service							
Text Messaging Service							
Enhanced Job Ticket							
Telemetry I/O Service							
Raw Data Service		 ⁵					
Extended Control & Management Service		 ⁴					

	Professional	Professional - Specialized	Professional Enhanced				
							
<div>  Full Support  Partial Support  No Support </div>							
Device Discovery Service							
Location Service				 ¹			 ¹
Text Messaging Service			 ²	 ²			
Enhanced Job Ticket			 ⁷				
Telemetry I/O Service				 ³		 ³	 ¹¹
Raw Data Service							
Extended Control & Management Service							

	Professional Enhanced	Professional Enhanced - Specialized		Premium
 Full Support  Partial Support  No Support				
Device Discovery Service	 5	 5	 5	 5
Location Service		 9, 10	 12	
Text Messaging Service	 2	 2	 2	
Enhanced Job Ticket Service	 7	 7	 7	
Telemetry I/O Service	 11			
Raw Data Service				
Extended Control & Management Service				

1. Internal GPS not supported; use subscriber to send location triggers & receive location reports only

2. Supports Job Ticketing System (JTS)

3. Internal telemetry I/O not supported; use subscriber to control and query remote telemetry & receive telemetry notifications only

4. Available on select model in APAC region; full support for Option Board topologies; partial support for IP Peripheral topologies

5. Available on select model In APAC region; supported by proxy via Extended Control & Management Service

6. In the WiFi capable models, WiFi can support wireless programming and firmware upgrade

7. Only Full Display and Full Keypad models support Enhanced Job Ticket

8. Currently, XPR 7580e IS is the only WiFi capable model and it is available in Canada only

9. Supports Outdoor Location Service only, doesn't support Indoor Location Service




























































10. XPR 7580e IS model fully supports both Indoor & Outdoor Location Service




























































11. Supports telemetry cable starting from M2024.01 and onwards




























12. Supports Indoor Location (CFS) for Full Keypad models only. For Outdoor Location, inband location is supported and Location Information Protocol (LIP) is chargeable feature available only in the APAC region.

B.2 Application Service Support for Portables – Controller-based Capacity Max System

The table below shows the supported services by the application if the application is connected to the following portables directly. (Application ↔ Portable ↔ MOTOTRBO System)

	Commercial				Entry Professional		
							
<div>  Full Support  Partial Support  No Support </div>							
Device Discovery Service							
Location Service							
Text Messaging Service							
Enhanced Job Ticket Service							
Telemetry I/O Service							
Raw Data Service							
Extended Control & Management Service							




























































	Professional	Professional - Specialized	Professional Enhanced				
							
<div>  Full Support  Partial Support  No Support </div>							
Device Discovery Service							
Location Service							
Text Messaging Service							
Enhanced Job Ticket Service							
Telemetry I/O Service							
Raw Data Service							
Extended Control & Management Service							




















































	Professional Enhanced	Professional Enhanced - Specialized	Premium
 Full Support  Partial Support  No Support			
Device Discovery Service	 5	 5	 5
Location Service		 9, 10	
Text Messaging Service	 2	 2	
Enhanced Job Ticket Service	 7	 7	
Telemetry I/O Service	 11		
Raw Data Service			
Extended Control & Management Service			

1. Radio models not supported on Capacity Max systems
2. Not Support Job Ticketing System (JTS)
3. Internal GPS not supported, use subscriber to send GPS location triggers & receive GPS location reports only
4. Internal telemetry I/O not supported, use subscriber to control/query remote telemetry & receive telemetry notifications only
5. Device Discovery Service is supported at the Trunk Controller Watcher interface only
6. In the WiFi capable models, WiFi supports wireless programming and firmware upgrade only
7. Only the Full Display and Full Keypad models support Enhanced Job Ticket
8. Currently, XPR 7580e IS is the only WiFi capable model and it is available in Canada only
9. Supports Outdoor Location Service only, doesn't support Indoor Location Service
10. XPR 7580e IS model fully supports both Indoor & Outdoor Location Service
11. Supports telemetry cable starting from M2024.01 and onwards
12. Supports Indoor Location (CFS) for Full Keypad models only. For Outdoor Location, inband location is supported and Location Information Protocol (LIP) is chargeable feature available only in the APAC region.
13. Only the SL3500Max radio model is supported on the Capacity Max system.

B.3 Application Service Support for Portables – Controller-based Connect Plus System









































The table below shows the supported services by the application if the application is connected to the following portables directly. (Application ↔ Portable ↔ MOTOTRBO System)







































	Commercial			Entry Professional		Professional	Professional - Specialized
 Full Support  Partial Support  No Support							
Device Discovery Service	 1	 1	 1	 1	 1		
Location Service	 1	 1	 1	 1	 1		
Text Messaging Service	 1	 1	 1	 1	 1		
Enhanced Job Ticket Service	 1	 1	 1	 1	 1		
Telemetry I/O Service	 1	 1	 1	 1	 1		
Raw Data Service	 1	 1	 1	 1	 1	 2	 2
Extended Control & Management Service	 1	 1	 1	 1	 1		















































	Professional Enhanced				Professional Enhanced - Specialized	Premium
 Full Support  Partial Support  No Support						
Device Discovery Service						 1
Location Service						 1
Text Messaging Service						 1
Enhanced Job Ticket Service						 1
Telemetry I/O Service						 1
Raw Data Service	 2	 2			 2	 1
Extended Control & Management Service						 1









1. Radio models not supported on controller-based Connect Plus systems
2. Supported by proxy via Command & Control Service

B.4 Application Topology Support for Portables – All Systems

	Commercial				Entry Professional		
 Full Support  Partial Support  No Support						 With / Without 	 With / Without 
Option Board / Generic Option Board		 ¹³ GOB 1.5					
External Host							
IP Peripheral							
Bluetooth Device					 ⁴	 ^{4,9,17}	 ^{16, 17}

	Professional	Professional - Specialized	Professional Enhanced				
 Full Support  Partial Support  No Support							
Option Board / Generic Option Board	 ¹ GOB 1.0	 ¹ GOB 1.0 CSA	 ¹ GOB 1.5	 ¹ GOB Refresh	 ^{1,2} GOB 1.5 SL	 ^{1,2} GOB Refresh SL	 ⁸ GOB 1.5 SL
External Host							
IP Peripheral							
Bluetooth Device			 ^{4,5}	 ^{5,6,12}	 ^{4,5}	 ^{5,6}	 ⁴

	Professional Enhanced				Professional Enhanced - Specialized		
 Full Support  Partial Support  No Support	 ⁷ 	 ⁷ 		 ⁷ 	  	 ⁷ 	 ⁷  
Option Board / Generic Option Board	 ⁸ GOB Refresh SL	 ⁸ GOB Refresh SL		 ⁸ GOB 3.0	 ^{1,3} GOB 1.5 ATEX	 ^{1,3} GOB Refresh	
External Host			 ¹⁵	 ¹⁵			
IP Peripheral							
Bluetooth Device	 ⁶	 ⁶		 ¹⁴		 ^{5,6,12}	 ¹⁸

	Premium
 Full Support  Partial Support  No Support	
Option Board / Generic Option Board	
External Host	
IP Peripheral	
Bluetooth Device	 ^{7,9,10,11}

1. Not supported on Connect Plus-enabled models.
2. Integrated GOB only; no support for accelerometer at this time.
3. Integrated GOB only.
4. Bluetooth 2.1, HSP, SPP, and PAN profiles only.
5. No support for Bluetooth SPP profile on Connect Plus-enabled models.
6. Bluetooth 4.0 Low Energy, Bluetooth 2.1, HSP, SPP, and PAN profiles
7. Bluetooth 5.0 + LE + BR/EDR.
8. Not support Connect Plus system, OB application is fully supported.
9. Support DUN, GAP, GATT, HSP, OPP and PAN profiles.
10. XCMP and LMR data services via PAN profile are not supported.
11. Bluetooth HSP AT commands for PTT press/release are not supported.
12. Supports GATT Profiles.
13. Supports on selected model in APAC region.
14. Bluetooth 5.2 Low Energy, GATT profile, Bluetooth 2.1, HSP, SPP, and PAN Profiles
15. Supports external host cable from M2024.01 and onwards
16. Bluetooth 5.2, SSP, PAN and HSP profiles only. Supported in EMEA, NA and LA region only
17. HSP profile support receive only.
18. Bluetooth 5.2, SSP, PAN and HSP profiles only.

B.5 Application Service Support for Mobiles – Controller-less Systems

The table below shows the supported services by the application if the application is connected to the following mobile directly. (Application ↔ Mobile ↔ MOTOTRBO System)































	Commercial	Entry Professional	Professional	Professional Enhanced
 Full Support  Partial Support  No Support				With / Without WiFi ¹ 
Device Discovery Service				
Location Service				
Text Messaging Service				
Enhanced Job Ticket Service				 ²
Telemetry I/O Service				
Raw Data Service				
Extended Control & Management Service				

1. In the WiFi capable models, WiFi can only support wireless programming and firmware upgrade

2. Only supported in Full Display and Full Keypad models

B.6 Application Service Support for Mobiles – Controller-based Capacity Max Systems

The table below shows the supported services by the application if the application is connected to the following mobile directly. (Application ↔ Mobile ↔ MOTOTRBO System)

	Commercial	Entry Professional	Professional	Professional Enhanced
 Full Support  Partial Support  No Support				With / Without  ³ 
Device Discovery Service	 1	 1	 1	 2
Location Service	 1	 1	 1	
Text Messaging Service	 1	 1	 1	
Enhanced Job Ticket Service	 1	 1	 1	 4
Telemetry I/O Service	 1	 1	 1	
Raw Data Service	 1	 1	 1	
Command & Control Service	 1	 1	 1	

1. Radio models not supported on Capacity Max systems




































2. Device Discovery Service only supported at the Capacity Max Trunk Controller Watcher interface

3. In the WiFi capable models, WiFi supports wireless programming and firmware upgrade only

4. Only supported in Full Display and Full Keypad models

B.7 Application Service Support for Mobiles – Controller-based Connect Plus Systems

The table below shows the supported services by the application if the application is connected to the following mobile directly. (Application ↔ Mobile ↔ MOTOTRBO System)

	Commercial	Entry Professional	Professional	Professional Enhanced
 Full Support  Partial Support  No Support				With / Without WiFi ³ 
Device Discovery Service	 1	 1		
Location Service	 1	 1		
Text Messaging Service	 1	 1		
Enhanced Job Ticket Service	 1	 1		
Telemetry I/O Service	 1	 1		
Raw Data Service	 1	 1	 2	 2
Command & Control Service	 1	 1		

1. Radio models not supported on controller-based systems
2. Supported by proxy via Command & Control Service
3. In the WiFi capable models, WiFi supports wireless programming and firmware upgrade only

B.8 Application Topology Support for Mobiles – All Systems

	Commercial	Entry Professional	Professional	Professional Enhanced	
 Full Support  Partial Support  No Support					
Option Board / Generic Option Board		 ¹ GOB 1.5	 ¹ GOB 1.0	 ¹ GOB 1.5	 ¹ GOB Refresh
External Host					
IP Peripheral					
Bluetooth Device				 ^{2, 3}	 ⁴




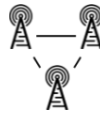
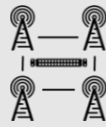
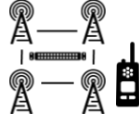
1. Not supported on Connect Plus-enabled models
2. Bluetooth 2.1, HSP, SPP, and PAN profiles only
3. No support for Bluetooth SPP profile on Connect Plus-enabled models
4. Support Bluetooth 4.0 Low Energy, Bluetooth 2.1, HSP, SPP, and PAN profiles
5. WiFi for wireless programming and firmware upgrade only

B.9 Application Service Connectivity by Topology

Wireless Applications					
		Option Board / Generic Option Board	External Host	IP Peripheral	Bluetooth Device
Data Services	Device Discovery Service	Not Supported	Not Supported	UDP / IP via USB RNDIS	BT PAN
	Location Service	Via ECMS	Via ECMS	UDP / IP via USB RNDIS	BT PAN
	Text Messaging Service	Via ECMS	Via ECMS	UDP / IP via USB RNDIS	BT PAN
	Enhanced Job Ticket Service	Not Supported	Not Supported	UDP / IP via USB RNDIS	BT PAN
	Telemetry I/O Service	Via ECMS	Via ECMS	UDP / IP via USB RNDIS	BT PAN
	Raw Data Service	Via ECMS	Via ECMS	UDP / IP via USB RNDIS	BT SPP or BT PAN
Audio	Audio Operation	OB SSI	Analog Audio I/O	Analog Audio I/O	BT HSP
CCS	Extended Control & Management Service	OB SSI	USB CDC-ACM	TCP / IP via USB RNDIS	BT PAN

Appendix C Infrastructure Application Development Specifications


















































































C.1 Application Service Support

	 CONVENTIONAL SINGLE SITE	 IP SITE CONNECT MULTI-SITE	 CAPACITY PLUS SINGLE SITE	 LINKED CAPACITY PLUS MULTI-SITE	 CONNECT PLUS MULTI-SITE	 Capacity Max MULTI-SITE
Device Discovery Service	▲	▲	▲	▲	▲	▲
Location Service	▲	▲	▲	▲	▲	▲
Text Messaging Service	▲	▲	▲	▲	■ ¹	■ ¹
Enhanced Job Ticket Service	▲	▲	▲	▲	●	▲
Telemetry I/O Service	▲	▲	▲	▲	●	▲
Raw Data Service	▲	▲	▲	▲	▲	▲
RSSI Reporting Service	▲	▲	▲	▲	●	▲
Link Establishment	▲	▲	▲	▲	▲	●
Extended Control & Management Service	▲	▲	▲	▲	▲	●
Remote Call Event Monitoring Service	▲	▲	▲	▲	▲	●
Air Traffic Information Access	●	●	●	●	●	▲
Alarms and Events	●	●	●	●	●	▲
Control Signaling Service	▲	▲	▲	▲	▲	▲
Audio Recording Service	▲	▲	▲	▲	●	▲
Voice Dispatch Service	MSI Sold & Supported	MSI Sold & Supported	MSI Sold & Supported	MSI Sold & Supported	MSI Sold & Supported	MSI Sold & Supported
Sensor Service	▲ ²	▲ ²	▲ ²	▲ ²	●	▲ ²

1. TMS based Job Ticketing System (JTS) is not supported

2. Supported for MOTOTRBO R7 and SLR repeater only

C.2 Application Topology Support


















































 Sensor Service Middleware  System Advisor  DDMS  Trunk Controller  MNIS Data  MINS VRC  XRC Controller  XRT Gateway  Repeater	CONVENTIONAL SINGLE SITE	IP SITE CONNECT MULTI-SITE	CAPACITY PLUS SINGLE SITE	LINKED CAPACITY PLUS MULTI-SITE	CONNECT PLUS MULTI-SITE	Capacity Max MULTI-SITE
Device Discovery Service						
Location Service						
Text Messaging Service						
Enhanced Job Ticket Service					Not Supported	
Telemetry I/O Service					Not Supported	
Raw Data Service						
RSSI Reporting Service					Not Supported	
Link Establishment						Not Supported
Extended Control & Management Service						Not Supported
Remote Call Event Monitoring Service						Not Supported
Air Traffic Information Access	Not Supported	Not Supported	Not Supported	Not Supported	Not Supported	
Alarms and Events	Not Supported	Not Supported	Not Supported	Not Supported	Not Supported	
Control Signaling Service						
Audio Recording Service					Not Supported	
Voice Dispatch Service	MSI Sold & Supported	MSI Sold & Supported	MSI Sold & Supported	MSI Sold & Supported	MSI Sold & Supported	MSI Sold & Supported
Sensor Service					Not Supported	


















































C.3 Application Service Connectivity by System
































		Wireline Applications		
		Controller-less Systems	Controller-based Capacity Max System	Controller-based Connect Plus System
Data Services	Device Discovery Service	TCP / IP	TCP / IP	TCP / IP
	Location Service	UDP / IP	UDP / IP	UDP / IP
	Text Messaging Service	UDP / IP	UDP / IP	UDP / IP
	Enhanced Job Ticket Service	UDP / IP	UDP / IP	Not Supported
	Telemetry I/O Service	UDP / IP	UDP / IP	Not Supported
	Raw Data Service	UDP / IP	UDP / IP	TCP / IP
AS	RSSI Reporting Service	UDP / IP	UDP / IP	Not Supported
PDS	Link Establishment	UDP / IP	Not Supported	UDP / IP
CCS	Extended Control & Management Service	TCP / IP	TCP / IP	TCP / IP
Network Services	Control Signaling Service	UDP / IP	TCP / IP	TCP / IP
	Remote Call Event Monitoring Service	UDP / IP	UDP / IP	UDP / IP
	Command & Control Service for Repeater	UDP / IP	Not Supported	UDP / IP
Console	Audio Recording Service	UDP / IP	TCP / IP	Not Supported
	Voice Dispatch Service	MSI Sold & Supported	MSI Sold & Supported	MSI Sold & Supported
Sensor Service	Sensor Service	HPPTS / WSS	HTTPS / WSS	Not Supported

C.4 Application Service Support for Portable – Portable Work as an Endpoint

The table below shows the supported services by the portables when communicating with the Infrastructure applications. (Portable ↔ MOTOTRBO System ↔ Data Gateway ↔ Application)

	Commercial				Entry Professional		
							
Device Discovery Service	 ¹	 ¹		 ¹			
Location Service					 ²	 ^{3,4}	 ¹³
Text Messaging Service	 ⁹			 ⁹	 ⁶	 ^{6,7}	 ^{6,7}
Enhanced Job Ticket							
Telemetry I/O Service							
Raw Data Service		 ¹¹					















	Professional	Professional - Specialized	Professional Enhanced				
							
Device Discovery Service							
Location Service				 ²			
Text Messaging Service	 ⁷		 ^{6,7,10}	 ¹⁰	 ⁷	 ⁶	 ⁷
Enhanced Job Ticket			 ⁸				
Telemetry I/O Service				 ¹²			
Raw Data Service							

	Professional Enhanced	Professional Enhanced - Specialized		Premium
 Full Support  Partial Support  No Support				
Device Discovery Service				
Location Service		 2,5	 14	
Text Messaging Service	 6,7,10	 6,7,10	 6,7,10	
Enhanced Job Ticket	 8	 8	 8	
Telemetry I/O Service				
Raw Data Service				

1. Not supported in NA and LA region
 2. Supports Indoor Location Service only, doesn't support Outdoor Location Service
 3. Supports Indoor Location Service in WiFi capable model only, doesn't support Outdoor Location Service
 4. Not supported in EMEA and APAC region
 5. XPR 7580e IS model fully supports both Indoor & Outdoor Location Service
 6. Limited Keypad models not support Compose Message.
 7. Non-display models support Quick Message sending only.
 8. Only Full Display and Full Keypad models support Enhanced Job Ticket
 9. Not support Compose Message.
 10. Full Display models Supports Job Ticketing System (JTS). JTS is not supported in Capacity Max system
 11. Available on select model in APAC region; supported by proxy via Extended Control & Management Service
 12. Internal telemetry I/O not supported, use subscriber to control/query remote telemetry & receive telemetry notifications only
 13. Supports outdoor location service for the EMEA and LA regions for GNSS capable models, and support indoor location service for the LA region for Wi-Fi capable model.
 14. Supports Indoor Location (CFS) for Full Keypad models only. For Outdoor Location, inband location is supported and Location Information Protocol (LIP) is chargeable feature available only in the APAC region.
- Note:** All Commercial, Entry Professional (Except: SL3500Max), Professional, and Professional-Specialized radios do not support Capacity Max system.

C.5 Application Service Support for Mobile – Mobile Work as an Endpoint

The table below shows the supported services by the mobile when communicating with the Infrastructure applications. (Mobile ↔ MOTOTRBO System ↔ Data Gateway ↔ Application).

	Commercial	Entry Professional	Professional	Professional Enhanced
				With / Without WiFi ¹  
 Full Support  Partial Support  No Support				
Device Discovery Service	 ¹			
Location Service				
Text Messaging Service	 ^{2,3}	 ³	 ⁴	 ^{4,5}
Enhanced Job Ticket Service				 ⁶
Telemetry I/O Service		 ²		
Raw Data Service				

1, Not supported in NA region

2. Not supported in NA and LA region

3. Compose Message is not supported

4. Numeric Display model not support Compose Message

5. Full Display model support JTS. JTS is not supported in Capacity Max system

6. Not supported on Numeric Display model

Note: All Commercial, Entry Professional, and Professional radios do not support Capacity Max system.

This page is intentionally blank.

Appendix D Technical Documentation Catalog

New Major Revision	Last Obsolete Version
MOTOTRBO Application Services & Topologies Overview, Version 02.00 or later	ADK Overview, Version 01.05
MOTOTRBO Data Services Overview, Version TBD	Data Services Overview, Version TBD
MOTOTRBO Data Services Overview for Connect Plus, Version TBD	Data Services Overview for Connect Plus, Version TBD Third Party Raw Data Specification for Connect Plus, Version TBD
MOTOTRBO Development Specification – Automatic Registration Service, Version 02.00 or later	ARS Specification, Version 01.08
MOTOTRBO Application Manual – Device Discovery & Mobility Service, Version 01.02 or later	Device Discovery & Mobility Service-to-Watcher Interface Protocol Specification, Version 01.01
MOTOTRBO Development Specification – Presence Notification Service for Connect Plus, Version 02.00 or later	Presence Notifier-to-Watcher Specification for Connect Plus, Version 01.02 Presence Notifier-to-Watcher Specification, Version 02.00 Presence Notifier User Guide, Version 02.00
MOTOTRBO Application Manual – MOTOTRBO Network Interface Service, Version 01.02 or later	MOTOTRBO Network Interface Service ADK Guide, Version 01.01
MOTOTRBO Development Specification – Location Service, Version 02.00	Location Data Guide, Version TBD LRRP Specification, Version TBD Motorola Binary XML Encoding Specification, Version TBD
MOTOTRBO Development Specification – Location Service for Connect Plus, Version 02.00	Location Data Guide for Connect Plus, Version TBD LRRP Specification for Connect Plus, Version TBD Motorola Binary XML Encoding Specification, Version TBD
MOTOTRBO Development Specification – Text Messaging Service, Version 02.00	Text Messaging Guide, Version TBD Text Messaging Specification, Version TBD
MOTOTRBO Development Specification – Text Messaging Service for Connect Plus, Version 02.00	Text Messaging Guide for Connect Plus, Version TBD Text Messaging Specification for Connect Plus, Version TBD
MOTOTRBO Development Specification – Telemetry I/O Service, Version 02.00	Telemetry Guide, Version TBD Telemetry Specification, Version TBD 3rd Party Peripheral Cable Guide, Version TBD

New Major Revision	Last Obsolete Version
MOTOTRBO Development Specification – Extended Control & Management Service for Subscriber, Version 03.00	XCMP/XNL Development Guide, Version TBD XCMP/XNL Development Specification, Version TBD Expanded Portfolio Language Character Range Specification, Version TBD
MOTOTRBO Development Specification – Extended Control & Management Service for Repeater, Version 02.00	Repeater XCMP/XNL Development Guide, Version TBD Repeater XCMP/XNL Development Specification, Version TBD
MOTOTRBO Development Specification – Link Establishment, Version 01.02 or later	Link Establishment Protocol Specification, Version 01.01
MOTOTRBO Development Specification – Remote Call Event Monitoring Service, Version 02.00	Repeater Call Monitoring Protocol Specification, Version TBD MOTOTRBO Airtime Billing Specification for Connect Plus, Version TBD
MOTOTRBO Development Specification – Control Signaling Service, Version 01.01 or later	Network Application Interface – Control Signaling Services ADK, Version 01.00
MOTOTRBO Engineering Handbook – Generic Option Board, Version 02.00	Generic Option Board SDK Guide, Version TBD GOB 1.0 Schematic GOB 1.5 Schematic GOB 1.5 ATEX Schematic GOB 2.0 Schematic
MOTOTRBO Topology Guide – Option Board, Version 03.00	Option Board Development Guide, Version TBD Motorola Standard Tin, Bright Acid Bath Plating Motorola Standard Nickel Coating, Sulfamate Process
MOTOTRBO Topology Guide – External Host, Version 02.00	Non-IP Peripheral Guide, Version TBD 3rd Party Peripheral Cable Guide, Version TBD
MOTOTRBO Topology Guide – Bluetooth Device, Version 02.00	Bluetooth Development Guide, Version TBD
MOTOTRBO Topology Guide – IP Peripheral, Version 02.00	XCMP-Based IP Peripheral Guide, Version TBD 3rd Party Peripheral Cable Guide, Version TBD
MOTOTRBO Topology Guide – Wireline Application, Version TBD	TBD
MOTOTRBO Development Specification – Audio Recording Service, Version 01.01 or later	Network Application Interface – Audio Recording Service ADK, Version 01.00

Revision History

Version	Date	Page	Section	Notes
03.11	7/29/25	35, 39, 47	B.2, B.4, C4	Added support for Capacity Max on Entry Professional radios, including the SL 3500e, SL2M, SL 2600, and SL 500e models. Additionally, added the R5 Bluetooth/Wi-Fi model for the EMEA region.
03.10	1/6/2025	1-1	1.3	Update overview of MOTOTRBO
		A-12	A.2	Update product family for Professional Enhanced-Specialized, MOTOTRBO R7Ex.
		B-2	B.1	Update application service support for MOTOTRBO R7Ex in controller-less system
		B-4	B.2	Update application service support for MOTOTRBO R7Ex in Capacity Max system
		B-7	B.4	Update application topology support for MOTOTRBO R7Ex
		C-5	C.4	Update application service support as an endpoint for MOTOTRBO R7Ex
03.09	10/25/2024	1-1	1.3	Update overview of MOTOTRBO
		A-2	A.2	Update product family for Professional Enhanced-Specialized, MOTOTRBO R2 and MOTOTRBO R5.
		B-2	B.1	Update application service support for MOTOTRBO R2 and MOTOTRBO R5 series in controller-less system
		B-5,B-6	B.2	Update application service support for MOTOTRBO R2 and MOTOTRBO R5 series in Capacity Max system
		B-9,B-10, B-11	B.4	Update application topology support for MOTOTRBO R2 and MOTOTRBO R5 series
		C-4,C-5, C-6	C.4	Update application service support as an endpoint for MOTOTRBO R2 and MOTOTRBO R5 series
03.08	01/29/2024	B-6	B.4	Update External Hosts supports in MOTOTRBO R7 starting M2024.01
		B-3	B.2	Update Telemetry supports in MOTOTRBO R7 starting M2024.01
		B-1	B.1	Update Telemetry supports in MOTOTRBO R7 starting M2024.01
		A-3	A.4	Remove External Hosts unsupported for MOTOTRBO R7

Version	Date	Page	Section	Notes
		1-2	1.4	Update Connect Plus is discontinued starting M2022.01
		2-2	2.2	Update Telemetry supports in MOTOTRBO R7 starting M2024.01
		3-1	3.1	Update GOB3.0 microprocessor for MOTOTRBO R7
		3-2	3.1	Update External Host supports in MOTOTRBO R7 starting M2024.01
		3-2	3.2	Update Connect Plus is discontinued starting M2022.01
03.07	03/05/2022	A-1	A.1	Update sensor service in application service texanomy
		A-2	A.2	Update product family for MOTOTRBO R7 series
		B-1	B.1	Update application service support for MOTOTRBO R7 series in controller-less system
		B-2,B-3	B.2	Update application service support for MOTOTRBO R7 series in Capacity Max system
		B-5,B-6	B.4	Update application topology support for MOTOTRBO R7 series
		C-1	C.1	Update Application Service support for MOTOTRBO R7 series
		C-2	C.2	Update topology support for MOTOTRBO R7 series
		C-3	C.3	Update application service connectivity by system for MOTOTRBO R7 series
		C-4,C-5	C.4	Update application service support as an endpoint for MOTOTRBO R7 series
03.06	07/07/2021	A-2	A.2	Update product family for Premier tier radio
		B-1	B.1	Update application service support for Premier tier radio in controller-less system
		B-2	B.2	Update application service support for Premier tier radio in Capacity Max system
		B-3	B.3	Update application service support for Premier tier radio in Connect Plus system
		B-4	B.4	Update application topology support for Premier tier radio.
		C-4	C.4	Add Application Service Support for Portable – Portable Work as an Endpoint
		C-5	C.5	Add Application Service Support for Mobile – Mobile Work as an Endpoint

Version	Date	Page	Section	Notes
03.05	02/09/2021	B-4	B.4	Update Application topology support for portables - All systems
03.04	02/27/2020	3-2	3.1	Update Bluetooth hardware version
03.03	09/20/2017	A-2	A.2	Update product family by region for portable subscribers table with new SL Commercial Refresh Series Radio and new Belize CSA Refresh Radio
		B-1	B.1	Update application service support for portable subscribers in controller-less system table with new SL Commercial Refresh Series Radio and new Belize CSA Refresh Radio
		B-2	B.2	Update application service support for portable subscribers in Capacity Max system with new SL Commercial Refresh Series Radio and new Belize CSA Refresh Radio
		B-3	B.3	Update application service support for portable subscribers in Connect Plus system with new SL Commercial Refresh Series Radio and new Belize CSA Refresh Radio
		B-4	B.4	Update application topology support for portable subscribers with new SL Commercial Refresh Series Radio and new Belize CSA Refresh Radio
03.02	06/29/2017	2-2 B-1 B-2 B-5 B-6 C-1 C-2 C-3	2.1 B.1 B.2 B.5 B.6 C.1 C.2 C.3	Update Enhanced Job Ticket for Single Site Conventional, IPSC, Single Site Capacity Plus, Multi-Site Capacity Plus systems
03.01	10/11/2016	A-2 B-1 – B-4 C-1 – C-3	A.2 B.1 – B.4 C.1 – C.3	Add refresh compact radio models
		2-2 B-1 – B-3 B-5 – B-7 B-9	2.1 B.1 – B.3 B.5 – B.7 B.9	Add Enhanced Job Ticket for Capacity Max system
		1-2	1.4	Clarify Capacity Plus Single Site and Multi Site Mode
03.00	03/21/2016	1-3	1.4	Add the description of Capacity Max system

Version	Date	Page	Section	Notes
		2-1	2.1	Add indoor location service and clarify JTS is not supported in Capacity Max system
		2-4	2.4	Add alarms and events service
		3-4,3-5	3.2	Add wireline application topology for Capacity Max System
		4-1,4-3	4.1	Add wireline data server topology for Capacity Max System
		4-7,4-9	4.3	Add network management solution topology for Capacity Max System
		A-1	A.1	Update application services taxonomy to include Capacity Max system
		A-2	A.2	Update portable product family by region to include refresh models.
		A-3	A.3	Update mobile product family by region to include refresh models
		A-4	A.5	Update enhanced data delivery to include Capacity Max system
		B-1	B.1	Update portable application service support in controller-less system to include refresh models
		B-2	B.2	Add portable application service support in Capacity Max system
		B-3	B.3	Update portable application service support in Connect Plus system to include refresh models
		B-4	B.4	Update portable application topology support to include refresh models
		B-5	B.5	Update mobile application service support in controller-less system to include refresh models
		B-6	B.6	Add mobile application service support in Capacity Max system
		B-7	B.7	Update mobile application service support in Connect Plus system to include refresh models
		B-8	B.8	Update mobile application topology support to include refresh models
		B-9	B.9	Update application service connectivity by topology to include Capacity Max system
		C-1	C.1	Update application service support to include Capacity Max system

Version	Date	Page	Section	Notes
02.03	11/24/2014	C-2	C.2	Update application topology support to include Capacity Max system
		C-3	C.3	Update application service connectivity by system to include Capacity Max
		A-2	A.2	Added SL Commercial Series Radio to subscriber chart
		A-4	A.5	Changed "Enhanced GPS" to "Scheduled GPS"
		B-1 – B-3	B.1 – B.3	Updated tables with SL Commercial Series Radio
02.02	05/30/2014	B-4	B.5	Corrected Application Service Support for Professional & Professional Enhanced Radio tiers
		D-1 – D-2	D	Updated last obsolete version number for Audio Recording Service ADK, Control Signaling Services ADK, Presence Notifier-to-Watcher Specification for Connect Plus, Device Discovery Mobility Service-to-Watcher Interface Protocol Specification, Link Establishment Protocol Specification
		2-3	2.1	Added description for RSSI Reporting Service
		2-4	2.1	Added description for Audio Recording Service
		3-2	3.2	Added support for Console Service
		A-1	A.1	Added Analytics Service / RSSI Reporting Service and Console Service / Audio Recording Service to MOTOTRBO Application Services diagram
		A-2 – A-3	A.2 – A.3	Added new MOTOTRBO Subscriber Product Family by Region tables
		A-3	A.4	Added service accessibility information for RSSI Reporting Service, Audio Recording Service
		B-1, B-2, B-4	B.1 – B.2, B.4 – B.5	Added new Application Service Support tables
		B-3, B-5	B.3, B.6	Added new Application Topology Support tables
		C-1	C.1	Added RSSI Reporting Service, Audio Recording Service, Voice Dispatch Service to Application Service Support table
		C-2	C.2	Added RSSI Reporting Service, Audio Recording Service, Voice Dispatch Service to Application Topology Support table

Version	Date	Page	Section	Notes
		D-1	D	Updated last obsolete version number for ARS Specification – replaced by MOTOTRBO Development Specification – Automatic Registration Service, Version 02.00
02.01	12/04/2013	C-1	C.1	Clarified Application Service support of Control Signaling Service for Connect Plus
		C-2	C.2	Clarified Application Topology support of Control Signaling Service for Connect Plus
		C-3	C.3	Clarified Application Service Connectivity support of Control Signaling Service for Connect Plus
02.00	12/03/2013	All	All	New overview of MOTOTRBO Application Services & Topologies; replaces MOTOTRBO ADK Overview

This page is intentionally blank.