



Communication You Can Count On.

CDM750 TM Low Band
VHF
UHF

CDM1250 TM Low Band
VHF
UHF

CDM1550 TM Low Band

CDM1550·LS ⁺ TM VHF
UHF
200 MHz
700 MHz

Professional Series

Two-way Radios and Accessories



Professional Series...

Mobile Communication You Can Count On

Instant group communication at the touch of a button – that's the power of two-way radio. Whether you need to contact one, one dozen, or one hundred people, two-way radio keeps you connected. And by helping you make every minute count, efficient two-way communication gives you the competitive advantage you need as a professional – letting you think fast on your feet, respond immediately to customer requests, and maximize productivity.

Success today demands dedication to being the best. To do that effectively, you need a communication solution that's as innovative and advanced as you are – one that can help you get the job done. That's why Motorola developed the Customer Defined Mobile (CDM) Series of Professional Radios and accessories. Based on direct customer input, these radios were specifically designed for professionals on the move who want to stay in contact and in control.

The high-performance CDM Series™ was created to give you the immediate, reliable communication you need to keep mobile teams working efficiently. The superior audio quality coupled with a multiplicity of high-performing, yet simple-to-use features can enhance the productivity of virtually any work group. These radios are so perfectly tailored to meet your requirements, they share the same name: Professional Radio.



Superior *Quality and Functionality*

No matter which CDM mobile you choose, you'll enjoy the same exceptional quality and user-friendly functionality. The compact, ergonomic design gives you optimal mounting flexibility, yet is rugged and durable enough to perform well in harsh conditions. Motorola's unique X-Pand™ audio enhancement and a large front-projecting speaker ensure crisp, clear audio even in noisy locations or vehicles. Telephone/paging capabilities and Motorola's precision-controlled MDC signaling features boost your effectiveness by giving you a wide range of calling options. Switchable channel spacing lets you migrate easily between 25 kHz and 12.5 kHz frequencies. Customizable buttons can be programmed for quick access to your favorite features and labeled according to the function you select. And an extensive list of optional accessories – including a microphone with full telephone keypad and three programmable buttons – makes it simple to customize your radio to fit your business requirements. Additionally, each radio is backed by a limited two-year warranty* on parts and labor, giving you added piece of mind.

For professional communication when you're on the move, the choice is clear: Motorola's CDM Series of mobile two-way radios and accessories. They'll take you everywhere you want to go.



Whether you're a courier seeking directions to make an urgent delivery, a police officer asking for emergency backup at an accident scene, a building foreman making a last-minute request for an extra yard of cement to pour a foundation, or a utility crew member requiring assistance to restore a downed power line, Motorola's CDM Series of two-way mobile radios and accessories is the solution that lets you stay in touch and on top.

*Radio accessories are covered by Motorola's one-year accessory warranty.

Professional Series...

CDM750

Available in Low Band, VHF and UHF
Operates on Conventional Systems

The Practical Radio

Ideal for organizations with moderate communication requirements, the CDM750™ radio provides simple yet high-performing functionality. Its streamlined features include the essentials to keep users communicating steadily and efficiently – including limited signaling capabilities and two customizable function buttons. Motorola's unique X-Pand™ audio enhancement and a large front-projecting speaker ensure clear, crisp sound, even in noisy environments. The practical CDM750 radio gives you virtually everything you need to get the job done.

CDM750 Features

- 4 Channels
- Multicolored LED Indicators
Clear visible feedback of transmit, scan, and monitor status
- 2 Customizable Function Buttons (P1, P2)
Program for instant access to your favorite features
- Monitor/Permanent Monitor
Allows continuous channel monitoring
- Repeater Talkaround
Unit-to-unit communication, bypassing the repeater
- Scan
Monitors channels for activity
- MDC1200 Encode Signaling
Sends information via digital signals
- Caller ID Encode
Allows users to identify you as the caller
- Selective Radio Inhibit
Remotely deactivates a lost or stolen radio
- X-Pand™ Audio Enhancement
Crisper, clearer audio quality
- Large, Easy to use Controls
- Powerful, Front-Projecting Speaker
- 12.5/25 kHz Switchable Channel Spacing
- Remote Mountable Control Head
- Data Capable



GENERAL SPECIFICATIONS

	Low Band	VHF	UHF
Channel Capacity:		4	
Typical RF Output:			
Low Power:		1-25W	1-25W
High Power:	40-60W	25-45W	25-40W
Frequency:	29.7-36 MHz 36-42 MHz 42-50 MHz	136-174 MHz	403-470 MHz 450-512 MHz
Dimensions: (H x W x L)			
Low Power:	N/A	2.2 x 6.93 x 6.97 inch 56 x 176 x 177 mm	2.2 x 6.93 x 6.97 inch 56 x 176 x 177 mm
High Power:	2.3 x 6.93 x 9.47 inch 58 x 176 x 240 mm	2.2 x 6.93 x 7.44 inch 56 x 176 x 189 mm	2.2 x 6.93 x 7.44 inch 56 x 176 x 189 mm
Weight:			
Low Power:	N/A	3.15 lbs (1.43 Kg)	3.15 lbs (1.43 Kg)
High Power:	4.5 lbs (2.04 Kg)	3.5 lbs (1.59 Kg)	3.5 lbs (1.59 Kg)
Current Drain: Standby	.4A	.3A	.3A
Rx @ rated, external 8 ohm speaker:	1.5A	1.5A	1.5A
Transmit	17A	7A@25W 13.5A@45W	8A@25W 13.5A@45W
FCC Description:	AZ492FT1627 (29.7-36 MHz) AZ492FT1628 (36-42 MHz) AZ492FT1626 (42-50 MHz)	AZ492FT3796 (25W) AZ492FT3795 (45W)	AZ492FT4835 (25W, 403-470 MHz) AZ492FT4830 (40W, 403-470 MHz) AZ492FT4829 (25W, 450-512 MHz) AZ492FT4836 (40W, 450-512 MHz)

TRANSMITTER SPECIFICATIONS

	Low Band	VHF	UHF
Frequencies:	29.7-36 MHz 36-42 MHz 42-50 MHz	136-174 MHz	403-470 MHz 450-512 MHz
Channel Spacing:	20 kHz	12.5/20/25 kHz	12.5/20/25 kHz
Frequency Stability: (-30° C to +60° C, +25° Ref.)	± 5 ppm	± 2.5 ppm	± 2.5 ppm
Power Output:			
Low Power:		1-25W	1-25W
High Power:	40-60W	25-45W	25-40W
Modulation Limiting:	± 5.0	± 2.5 @ 12.5 kHz ± 4.0 @ 20 kHz ± 5.0 @ 25 kHz	± 2.5 @ 12.5 kHz ± 4.0 @ 20 kHz ± 5.0 @ 25 kHz
FM Hum and Noise:	-45dB (25 kHz)	-40dB @ 12.5 kHz -45dB @ 25 kHz	-40dB @ 12.5 kHz -45dB @ 25 kHz
Conducted/Radiated Spurious Emission:	-26dBm < 1 GHz -26dBm > 1 GHz	-36dBm < 1 GHz -30dBm > 1 GHz	-36dBm < 1 GHz -30dBm > 1 GHz
Adjacent Channel Power:	-70dB	-60dB @ 12.5 kHz -70dB @ 25 kHz	-60dB @ 12.5 kHz -70dB @ 25 kHz
Audio Response:	TIA 603 & ETS300 & CEPT 84 Annex 2	TIA 603 & ETS300 & CEPT 84 Annex 2	ETS300 & CEPT 84 Annex 2
Audio Distortion:	3% Typical	3% Typical	3% Typical
FM Modulation:	16K0F3E (25 kHz)	16K0F3E (25 kHz) 11K0F3 (12.5 kHz)	16K0F3E (25 kHz) 11K0F3 (12.5 kHz)

RECEIVER SPECIFICATIONS

	Low Band	VHF	UHF
Frequencies:	29.7-36 MHz 36-42 MHz 42-50 MHz	136-174 MHz	403-470 MHz 450-512 MHz
Channel Spacing:	20 kHz	12.5/20/25 kHz	12.5/20/25 kHz
Frequency Stability: (-30° C to +60° C, +25° Ref.)	± 5 ppm	± 2.5 ppm	± 2.5 ppm
Sensitivity: (12 dB SINAD)	0.3 µV 0.25 µV Typical	0.3 µV 0.23 µV Typical	0.3 µV 0.23 µV Typical
Intermodulation:	80dB Typical	75dB @ 12.5 kHz 78dB @ 25 kHz	75dB @ 12.5 kHz 75dB @ 25 kHz
Adjacent Channel Selectivity:	80dB	65dB @ 12.5 kHz 80dB @ 25 kHz	65dB @ 12.5 kHz 75dB @ 25 kHz
Spurious Rejection:	80dB	75dB @ 12.5 kHz VHF 80dB @ 25 kHz	70dB @ 12.5 kHz 75dB @ 25 kHz
Rated Audio:			
External w/4 ohm speaker	3W Internal 13W External	3W Internal 13W External	3W Internal, 13W External
Audio Distortion @ Rated Audio:	3% Typical	3% Typical	3% Typical
Hum and Noise:	-45dB	-40dB 12.5 kHz -45dB 25 kHz	-40dB 12.5 kHz -45dB 25 kHz
Audio Response:	TIA603 & ETS300 & CEPT 84 Annex 2	TIA603 & ETS300 & CEPT 84 Annex 2	TIA603 & ETS300 & CEPT 84 Annex 2
Conducted Spurious Emission:	-57dBm < 1 GHz -47dBm > 1 GHz	-57dBm < 1 GHz -47dBm > 1 GHz	-57dBm < 1 GHz -47dBm > 1 GHz

practical...

MOBILE MILITARY STANDARDS

	810C	810D	810E
Applicable MIL-STD	Methods	Procedures	Methods Procedures
Low Pressure:	500.1	1	500.2 2
High Temperature:	501.1	1, 2	501.2 1, 2
Low Temperature:	502.1	2	502.2 1, 2
Temperature Shock:	503.1	1	503.2 1
Solar Radiation:	505.1	1	505.2 1
Rain:	506.1	2	506.2 2
Humidity:	507.1	2	507.2 2, 3
Salt Fog:	509.1	1	509.2 1
Water & Dust Intrusion:	510.1	1	510.2 1
Vibration:	514.2	8, 10	514.3 1
Shock:	516.2	1, 5	516.3 1

ENVIRONMENTAL SPECIFICATIONS

Operating Temperature:	-30° C to +60° C
Storage Temperature:	-55° C to +85° C
Thermal Shock:	-40° C to +85° C
Humidity:	95% RH @ 8 Hour
Water Intrusion:	IP54
Packing Test:	Impact test

Professional Series...

CDM1250

Available in Low Band, VHF and UHF
Operates on Conventional Systems

The Versatile Radio

Perfect for growing organizations, the flexible CDM1250™ two-way mobile can readily expand to meet rapidly changing business needs. Motorola's unique X-Pand™ audio enhancement and a powerful front-projecting speaker ensure superb sound clarity, even in noisy environments. The large 14-character alphanumeric display with user-friendly icons helps make information easy to understand. A full range of signaling capabilities lets you instantly see who's sending you transmissions, notifies others you're trying to reach them even when they're away from their vehicles, and programs your radio to call a specific group or individual. The versatility of the CDM1250 mobile helps you keep productivity at it's highest, no matter how fast your business grows.

CDM1250 Features

- **64 Channels**
- **Multicolored LED Indicators**
Visible feedback of transmit, scan, and monitor status
- **4 Customizable Function Buttons (P1, P2, P3, P4)**
Program for instant access to your favorite features
- **Dual Priority Scan**
Frequently scans higher priority channels
- **Repeater Talkaround**
Unit-to-unit communication, bypassing the repeater
- **Emergency Signaling**
Sends help signal
- **Horn and Lights Activation**
Notifies you of call alerts / selective calls when you're away from your vehicle
- **14-Character Alphanumeric Display**
Information is clear and easy to read
- **Multi-Language Capabilities**
Programming in English, Spanish, French, or Portuguese
- **RSSI Indicator**
Displays signal strength level
- **Caller ID**
Identifies incoming callers
- **Quik Call II™ and MDC 1200 Signaling (Encode/Decode)**
Send and receive information via tone or digital signals
- **X-Pand Audio Enhancement**
Crisper, clearer audio quality
- **Call Alert**
Notifies users that you're trying to reach them
- **Selective Call**
Lets you call a specific group or individual
- **DTMF Encode/Decode**
Sends and receives pages and telephone calls
- **Optional Voice Storage**
Records important messages or personal memos
- **Large, Easy to use Controls**
- **Powerful, Front-Projecting Speaker**
- **12.5/25 kHz Switchable Channel Spacing**
- **Remote Mountable Control Head**
- **Data Capable**



GENERAL SPECIFICATIONS

	Low Band	VHF	UHF
Channel Capacity:		64	
Typical RF Output:			
Low Power:		1-25W	1-25W
High Power:	40-60W	25-45W	25-40W
Frequency:	29.7-36 MHz 36-42 MHz 42-50 MHz	136-174 MHz	403-470 MHz 450-512 MHz
Dimensions: (H x W x L)			
Low Power:	N/A	2.34 x 7.05 x 7.32 inch 59 x 179 x 186 mm	2.34 x 7.05 x 7.32 in. 59 x 179 x 186 mm
High Power:	2.39 x 7.05 x 9.84 inch 61 x 179 x 250 mm	2.34 x 7.05 x 7.8 inch 59 x 179 x 198 mm	2.34 x 7.05 x 7.8 inch 59 x 179 x 198 mm
Weight:			
Low Power:	N/A	3.15 lbs (1.43 Kg)	3.15 lbs (1.43 Kg)
High Power:	4.5 lbs (2.04 Kg)	3.5 lbs (1.59 Kg)	3.5 lbs (1.59 Kg)
Current Drain: Standby	.4A	.3A	.3A
Rx @ rated, external 8 ohm speaker:	1.5A	1.5A	1.5A
Transmit	17A	7A @ 25W 13.5 A @ 45W	8A @ 25W 13.5 A @ 40W
FCC Description:	AZ492FT1627 (29.7-36 MHz) AZ492FT1628 (36-42 MHz) AZ492FT1626 (42-50 MHz)	AZ492FT3796 (25W) AZ492FT3795 (45W)	AZ492FT4835 (25W, 403-470 MHz) AZ492FT4830 (40W, 403-470 MHz) AZ492FT4829 (25W, 450-512 MHz) AZ492FT4836 (40W, 450-512 MHz)

TRANSMITTER SPECIFICATIONS

	Low Band	VHF	UHF
Frequencies:	29.7-36 MHz 36-42 MHz 42-50 MHz	136-174 MHz	403-470 MHz 450-512 MHz
Channel Spacing:	20 kHz	12.5/20/25 kHz	12.5/20/25 kHz
Frequency Stability: (-30° C to +60° C, +25° Ref.)	± 5 ppm	± 2.5 ppm	± 2.5 ppm B1 ± 1.5 ppm B2
Power Output:			
Low Power:	N/A	1-25W	1-25W
High Power:	40-60W	25-45W	25-40W
Modulation Limiting:	± 5.0	± 2.5 @ 12.5 kHz ± 4.0 @ 20 kHz ± 5.0 @ 25 kHz	± 2.5 @ 12.5 kHz ± 4.0 @ 20 kHz ± 5.0 @ 25 kHz
FM Hum and Noise:	-45dB	-40dB @ 12.5 kHz -45dB @ 25 kHz	-40dB @ 12.5 kHz -45dB @ 25 kHz
Conducted/Radiated Emission:	-26dBm < 1 GHz -26dBm > 1 GHz	-36dBm < 1 GHz -30dBm > 1 GHz	-36dBm < 1 GHz -30dBm > 1 GHz
Adjacent Channel Power:	-70dB	-60dB @ 12.5 kHz -70dB @ 25 kHz	-60dB @ 12.5 kHz -70dB @ 25 kHz
Audio Response:	TIA 603 & ETS300 & CEPT 84 Annex 2	TIA 603 & ETS300 & CEPT 84 Annex 2	ETS300 & CEPT 84 Annex 2
Audio Distortion:	3% Typical	3% Typical	3% Typical
FM Modulation:	16KOF3E (25 kHz)	16KOF3E (25 kHz) 11KOF3 (12.5 kHz)	16KOF3E (25 kHz) 11KOF3 (12.5 kHz)

RECEIVER SPECIFICATIONS

	Low Band	VHF	UHF
Frequencies:	29.7-36 MHz 36-42 MHz 42-50 MHz	136-174 MHz	403-470 MHz 450-512 MHz
Channel Spacing:	20 kHz	12.5/20/25 kHz	12.5/20/25 kHz
Sensitivity: (12 dB SINAD)	0.3 µV 0.25 µV Typical	0.3 µV 0.23 µV Typical	0.3 µV 0.23 µV Typical
Intermodulation:	80dB Typical	75dB @ 12.5 kHz 78dB @ 25 kHz	75dB @ 12.5 kHz 75dB @ 25 kHz
Adjacent Channel Selectivity:	80dB	65dB @ 12.5 kHz 70dB @ 20 kHz 80dB @ 25 kHz	65dB @ 12.5 kHz 70dB @ 20 kHz 75dB @ 25 kHz
Spurious Rejection:	80dB	75dB @ 12.5 kHz 80dB @ 25 kHz	70dB @ 12.5 kHz 75dB @ 25 kHz
Rated Audio:	3W Internal	3W Internal	3W Internal
External w/4 ohm speaker	13W External	13W External	13W External
Audio Distortion @ Rated Audio:	3% Typical	3% Typical	3% Typical
Hum and Noise:	-45dB	-40dB 12.5 kHz -45dB 25 kHz	-40dB 12.5 kHz -45dB 25 kHz
Audio Response:	TIA603 & ETS300 & CEPT 84 Annex 2	TIA603 & ETS300 & CEPT 84 Annex 2	TIA603 & ETS300 & CEPT 84 Annex 2
Conducted Spurious Emission:	-57dBm < 1 GHz -47dBm > 1 GHz	-57dBm < 1 GHz -47dBm > 1 GHz	-57dBm < 1 GHz -47dBm > 1 GHz

versatile...

MOBILE MILITARY STANDARDS

	810C	810D	810E
Applicable MIL-STD	Methods	Procedures	Methods
Low Pressure:	500.1	1	500.2 2
High Temperature:	501.1	1, 2	501.2 1, 2
Low Temperature:	502.1	2	502.2 1, 2
Temperature Shock:	503.1	1	503.2 1
Solar Radiation:	505.1	1	505.2 1
Rain:	506.1	2	506.2 2
Humidity:	507.1	2	507.2 2, 3
Salt Fog:	509.1	1	509.2 1
Water & Dust Intrusion:	510.1	1	510.2 1
Vibration:	514.2	8, 10	514.3 1
Shock:	516.2	1, 5	516.3 1

ENVIRONMENTAL SPECIFICATIONS

Operating Temperature:	-30° C to +60° C
Storage Temperature:	-55° C to +85° C
Thermal Shock:	-40° C to +85° C
Humidity:	95% RH @ 8 Hour
ESD:	IEC 801-2 KV
Water Intrusion:	IP54
Packing Test:	Impact test

Professional Series...

CDM1550

Available in Low Band

Operates on Conventional Systems

The Sophisticated Radio

The top-tier CDM1550™ radio is fully equipped to handle the advanced communication needs of organizations requiring high levels of flexibility and functionality. Motorola's unique X-Pand™ audio enhancement and a powerful front-projecting speaker ensure clear, crisp sound, even in noisy environments. The large 14-character alphanumeric display with user-friendly icons helps make information easy to understand. An extensive range of signaling capabilities lets you exchange text messages with your dispatcher to minimize channel usage and improve efficiency, or discreetly signals for emergency help even when your vehicle is turned off. And, the enhanced menu gives you easy access to all of the radio's many features. The exceptional CDM1550 mobile delivers all the superior communication power and control you need to work at maximum efficiency.

CDM1550 Features

- 128 Channels
- Large Control Buttons
Easy management of menu, navigation and exit functions
- Multicolored LED Indicators
Clear visible feedback of transmit, scan, and monitor status
- 4 Customizable Function Buttons (P1, P2, P3, P4)
Program for instant access to your favorite features
- Dual Priority Scan
Frequently scans higher priority channels
- Repeater Talkaround
Unit-to-unit communication, bypassing the repeater
- Covert Emergency Signaling
Discreetly sends help signal
- Horn and Lights Activation
Notifies you of call alerts / selective calls when you're away from your vehicle
- 14-Character Alphanumeric Display
Information is clear and easy to read
- Multi-Language Capabilities
Programming in English, Spanish, French, or Portuguese
- RSSI Indicator
Displays signal strength level
- Caller ID
Identifies incoming callers
- Quik Call II™ and Enhanced MDC 1200 Signaling (Encode/Decode)
Send and receive information via tone or digital signals
- X-Pand Audio Enhancement
Crisper, clearer audio quality
- Call Alert
Notifies users that you're trying to reach them
- Selective Call
Lets you call a specific group or individual
- DTMF Encode/Decode
Sends and receives pages and telephone calls
- Status Message
Exchanges text messages between base and user
- Optional Voice Storage
Records important messages or personal memos
- Large, Easy to use Controls
- Powerful, Front-Projecting Speaker
- Remote Mountable Control Head
- Data Capable



- Large Control Buttons
- 128 Channels
- Quik Call II™ and Enhanced MDC 1200 Signaling
- 4 Customizable Function Buttons (P1, P2, P3, P4)

GENERAL SPECIFICATIONS

	Low Band
Channel Capacity:	128
Typical RF Output:	
Low Power:	
High Power:	40-60W
Frequency:	29.7-36 MHz 36-42 MHz 42-50 MHz
Dimensions: (H x W x L)	
High Power:	2.83 x 7.28 x 10.02 inch 72 x 185 x 255 mm
Weight:	
High Power:	4.5 lbs (2.04 Kg)
Current Drain: Standby	.4A
Rx @ rated, external 8 ohm speaker:	1.5A
Transmit:	17A
FCC Description:	AZ492FT1627 (29.7-36 MHz) AZ492FT1628 (36-42 MHz) AZ492FT1626 (42-50 MHz)

TRANSMITTER SPECIFICATIONS

	Low Band
Frequencies:	29.7-36 MHz 36-42 MHz 42-50 MHz
Channel Spacing:	20 kHz
Frequency Stability: (-30° C to +60° C, +25° Ref.)	± 5 ppm
Power Output:	
Low Power:	N/A
High Power:	40-60W
Modulation Limiting:	± 5.0
FM Hum and Noise:	-45dB (25 kHz)
Conducted/Radiated Emission:	-26dBm
Adjacent Channel Power:	-70dB
Audio Response:	TIA 603 & ETS300 & CEPT 84 Annex 2
Audio Distortion:	3% Typical
FM Modulation:	16K0F3E (25 kHz)

RECEIVER SPECIFICATIONS

	Low Band
Frequencies:	29.7-36 MHz 36-42 MHz 42-50 MHz
Channel Spacing:	20 kHz
Frequency Stability: (-30° C to +60° C, +25° Ref.)	± 5 ppm
Sensitivity: (12 dB SINAD)	0.3 µV 0.25 µV Typical
Intermodulation:	80dB Typical
Adjacent Channel Selectivity:	80dB
Spurious Rejection:	80dB
Rated Audio:	3W Internal External w/4 ohm speaker 13W External
Audio Distortion @ Rated Audio:	3% Typical
Hum and Noise:	-45dB
Audio Response:	TIA603 & ETS300 & CEPT 84 Annex 2
Conducted Spurious Emission:	-57dBm < 1 GHz -47dBm > 1 GHz

sophisticated...

MOBILE MILITARY STANDARDS

	810C	810D	810E
Applicable MIL-STD	Methods	Procedures	Methods Procedures
Low Pressure:	500.1	1	500.2 2
High Temperature:	501.1	1, 2	501.2 1, 2
Low Temperature:	502.1	2	502.2 1, 2
Temperature Shock:	503.1	1	503.2 1
Solar Radiation:	505.1	1	505.2 1
Rain:	506.1	2	506.2 2
Humidity:	507.1	2	507.2 2, 3
Salt Fog:	509.1	1	509.2 1
Water & Dust Intrusion:	510.1	1	510.2 1
Vibration:	514.2	8, 10	514.3 1
Shock:	516.2	1, 5	516.3 1

ENVIRONMENTAL SPECIFICATIONS

Operating Temperature:	-30° C to +60° C
Storage Temperature:	-55° C to +85° C
Thermal Shock:	-40° C to +85° C
Humidity:	95% RH @ 8 Hour
ESD:	IEC 801-2 KV
Water Intrusion:	IP54
Packing Test:	Impact test

Professional Series...

CDM1550·LS⁺

Available in VHF, UHF, 200 MHz and 700 MHz
Operates on Conventional, LTR® and PassPort® Systems

The Intelligent Radio – So Advanced, It Practically Thinks for You

High-performing features combined with versatile trunking capabilities make the CDM1550·LS⁺ two-way radio the smart choice to keep mobile work teams performing their best. The CDM1550·LS⁺ incorporates LTR® trunking capabilities – offering you a wider calling range, faster channel access, greater privacy, and higher user and talkgroup capacity. The CDM1550·LS⁺ also offers innovative PassPort® trunking. Ideal for users with growing communication needs, PassPort includes all the advantages of LTR trunking plus wider area coverage, seamless roaming, exceptional audio quality, superior system access, efficient channel expansion and electronic serial number production.

CDM1550·LS⁺ Features

- **Large Control Buttons**
Easy management of menu, navigation and exit functions
 - **15 PassPort® and/or LTR® Zones**
(16 Talkgroups each) 16 or 160 Channels*
 - **User-Defined Lists**
Change scan, phone, and call lists on the fly
 - **Voice Storage**
Record important messages or personal memos
 - **Multicolored LED Indicators**
Clear visible feedback of transmit, scan, and monitor status
 - **4 Programmable Function Buttons (P1, P2, P3, P4)**
Immediate, easy access to favorite features
 - **System/All Group/Auto Group Selective Scanning**
Define frequency and type of transmission the radio scans
 - **Home Channel Revert**
Automatic, one-button return to a preferred channel
 - **Telephone Interconnect Capability**
Place and receive phone calls with the radio
 - **Optional Voice Storage**
Record important messages or personal memos
 - **Horn and Lights Activation**
Notifies you of call alerts/selective calls when you're away from your vehicle
 - **Conventional Talkaround**
Unit-to-unit communications, bypassing the repeater
 - **14-Character Alphanumeric Display**
Clearly identifies trunked zones, talkgroups, and conventional channels
 - **Multi-Language Capabilities**
Programming in English, Spanish, French, or Portuguese
 - **RSSI Indicator**
Displays signal strength level
 - **X-Pand™ Audio Enhancement**
Crisper, clearer audio quality
 - **MDC 1200 Signaling (Encode/Decode) Features on Conventional and LTR® Zones Including:**
 - Caller ID - Identifies incoming callers
 - Selective Call - Lets you call a specific group or individual
 - Call Alert - Notifies users that you're trying to reach them
 - Radio Check - Identifies that radio is activated
 - Message - Allows the sending and receiving messages
 - **PassPort® Selective Call or Call Alert**
Lets you initiate or receive a private call or page
 - **PTT-ID Aliasing**
Available in PassPort® and LTR®
 - **NTIA Band Support**
9 MHz Rx/Tx Spacing in the NITA Band
 - **Quik-Call II™ on Conventional Zones**
Send and receive information via tone or digital signals
 - **Roam Request**
Optional manual initiation of roaming function
 - **Roam Lock**
Optional manual lock of the radio onto the site
- Additional CDM·LS⁺ Features**
- 12.5/25 kHz switchable channel spacing
 - Remote mountable control head
 - Data capable in PassPort® mode with CES equipment
 - Operates on conventional, LTR® & PassPort® systems



- **Large Control Buttons**
- **15 PassPort and/or LTR Zones, 16 or 160 Channels***
- **User-Defined Lists**
- **Voice Storage**
- **4 Programmable Function Buttons (P1, P2, P3, P4)**

* Only available on certain models. Check with your Motorola Authorized Dealer for availability.

intelligent...

TRANSMITTER SPECIFICATIONS

	VHF	UHF	200 MHz	700 MHz
Frequencies:	136-174 MHz	403-470 MHz 450-512 MHz	217-218 MHz (Talkaround) 219-220 MHz 220-221 MHz (Talkaround) 221-222 MHz	776-777 MHz (Talkaround) 792-794 MHz (Talkaround) 762-764 MHz (Talkaround)
Power Output:	1-25 or 25-45W	1-25 or 25-40W	1-25W	1-15W
Frequency Stability: (-30° C to +60° C, +25° Ref.)	±2.5 ppm	±5 ppm @ 25 kHz ±2.5 ppm @ 12.5 kHz	±2.5 ppm	±1.5 ppm
Modulation Limiting:	±2.5 @ 12.5 kHz ±4.0 @ 20 kHz ±5.0 @ 25 kHz	±2.5 @ 12.5 kHz ±4.0 @ 20 kHz ±5.0 @ 25 kHz	±2.5 kHz	±2.5 kHz
Conducted/Radiated Emissions:	-36dBm < 1 GHz -30dBm > 1 GHz	-36dBm < 1 GHz -30dBm > 1 GHz	-16dBm	-16dBm (except- 40dBm from 1559 to 1610 MHz)
Channel Spacing:	12.5/20/25 kHz	12.5/20/25 kHz	12.5 kHz	12.5 kHz
FM Hum and Noise:	-40dB @ 12.5 kHz -45dB 25 kHz	-40dB Typical	-40dB Typical	-40dB Typical
Adjacent Channel Power:	-60dB @ 12.5 kHz -70dB @ 25 kHz	-60dB @ 12.5 kHz -70dB @ 25 kHz	-60dB	-60dB
Audio Response:	TIA 603 & ETS300 & CEPT 84 Annex 2	TIA 603 & ETS300 & CEPT 84 Annex 2	+1 to -3dB	+1 to -3dB
Audio Distortion:	3% Typical	3% Typical	3% Typical	3% Typical
FM Modulation Designator:	11K0F3E (12.5 kHz) 16K0F3E (25 kHz)	11K0F3E (12.5 kHz) 16K0F3E (25 kHz)	11K0F3E	11K0F3E
Adjacent Channel Coupled Power:	N/A	N/A	N/A	Complies with 47 CFR 27.53 (d) (1)

RECEIVER SPECIFICATIONS

	VHF	UHF	200 MHz	700 MHz
Frequencies:	136-174 MHz	403-470 MHz 450-512 MHz	217-218 MHz 219-220 MHz 220-222 MHz	746-747 MHz 762-764 MHz
Channel Spacing:	12.5/20/25 kHz	12.5/20/25 kHz	12.5 kHz	12.5 kHz
Frequency Stability: (-30° C to +60° C, +25° Ref.)	±2.5 ppm	±2.5 ppm	±2.5 ppm	±1.5 ppm
Sensitivity: (12 dB SINAD) EIA	0.3 µV (0.23 µV Typical)	0.3 µV (0.23 µV Typical)	0.30 µV (0.25 µV Typical)	0.35 µV (0.3 µV Typical)
Intermodulation:	75dB @ 12.5 kHz 78dB @ 25 kHz	75dB @ 12.5 kHz 75dB @ 25 kHz	75dB	75dB
Adjacent Channel Selectivity:	65dB @ 12.5 kHz 80dB @ 25 kHz	65dB @ 12.5 kHz 75dB @ 25 kHz	65dB (TIA 603) 40dB (TIA 603-A)	65dB (TIA 603) 40dB (TIA 603-A)
Spurious Rejection:	75dB @ 12.5 kHz 80dB @ 25 kHz	70dB @ 12.5 kHz 75dB @ 25 kHz	75dB	75dB
Rated Audio:	3W Internal 13W External	3W Internal 13W External	3W Internal 13W External	3W Internal 13W External
Audio Distortion @ Rated Audio:	3% Typical	3% Typical	3% Typical	3% Typical
Hum and Noise:	-40dB 12.5 kHz -45dB 25 kHz	-40dB 12.5 kHz -45dB 25 kHz	-40dB	-40dB
Audio Response:	TIA603 & ETS300 & CEPT 84 Annex 2	TIA603 & ETS300 & CEPT 84 Annex 2	+1 to -3dB	+1 to -3dB
Conducted Spurious Emission: FCC Part 15	-57dBm < 1 GHz -47dBm > 1 GHz	-57dBm < 1 GHz -47dBm > 1 GHz	-57dBm < 1 GHz -47dBm > 1 GHz	-57dBm < 1 GHz -47dBm > 1 GHz

GENERAL SPECIFICATIONS

	VHF	UHF	200 MHz	700 MHz
Channel Capacity:				
Trunking Zone Capacity	15	15	15	15
Trunking Talkgroup Capacity (per zone)	16	16	16	16
Conventional Channel Capacity	16 or 160	16 or 160	16	16
Typical RF Output:				
VHF Low Power:	1-25W			
VHF High Power:	25-45W			
200 MHz:	1-25W			
UHF High Power:	25-40W			
700 MHz:	1-15W			
Frequency:				
VHF:	136-174 MHz			
200 MHz:	217-218 MHz		219-222 MHz	
UHF:	403-470 MHz		450-512 MHz	
700 MHz:	746-747 MHz	776-777 MHz	762-764 MHz	792-794 MHz
Dimensions: (H x W x L)				
VHF/UHF Low Power:	2.34 x 7.05 x 7.32 inch (60 x 179 x 186 mm)			
VHF/UHF High Power:	2.34 x 7.05 x 7.79 inch (60 x 179 x 186 mm)			
Weight:				
VHF/UHF Low Power:	3.15 lbs (1.43 Kg)			
VHF/UHF High Power:	3.5 lbs (1.59 Kg)			
Current Drain: Standby	.3 A	.3 A	.3 A	.3 A
Rx @ rated,				
external 8 ohm speaker:	1.5 A	1.5 A	1.5 A	1.5 A
Transmit	7 A @ 25W 13.5 A @ 45W	8 A @ 25W 13.5 A @ 40W	7 A @ 25W	7 A @ 25W
FCC Description:	AZ492FT3796 (25W, 136-174 MHz) AZ492FT3795 (45W, 136-174 MHz) ABZ99FT3081 (25W, 217-218/219-222 MHz) AZ492FT4835 (25W, 403-470 MHz) AZ492FT4830 (40W, 403-470 MHz) AZ492FT4829 (25W, 450-512 MHz) AZ492FT4836 (40W, 450-512 MHz) ABZ99FT5001 (15W, 746-747/762-764/776-777/792-794 MHz)			

MOBILE MILITARY STANDARDS

	810C	810D	810E
Applicable MIL-STD	Methods	Procedures	Methods Procedures
Low Pressure:	500.1	1	500.2 2
High Temperature:	501.1	1, 2	501.2 1, 2
Low Temperature:	502.1	2	502.2 1, 2
Temperature Shock:	503.1	1	503.2 1
Solar Radiation:	505.1	1	505.2 1
Rain:	506.1	2	506.2 2
Humidity:	507.1	2	507.2 2, 3
Salt Fog:	509.1	1	509.2 1
Water & Dust Intrusion:	510.1	1	510.2 1
Vibration:	514.2	8, 10	514.3 1
Shock:	516.2	1, 5	516.3 1

ENVIRONMENTAL SPECIFICATIONS

Operating Temperature:	-30° C to +60° C
Storage Temperature:	-55° C to +85° C
Thermal Shock:	-40° C to +85° C
Humidity:	95% RH @ 8 Hour
ESD:	IEC 801-2 KV
Water Intrusion:	IPX4
Packing Test:	Impact test

Professional Series...

Audio Accessories...

AARMN4025B

Standard Compact Microphone

Standard Compact Microphone provides basic Push-To-Talk functionality and ships with all CDM Series mobile radios.

AARMN4026B

Enhanced Keypad Microphone

Enhanced Keypad Microphone includes a full keypad that enables you to dial phone numbers from the microphone; also has three customizable buttons that can be programmed with any of the control head features.

AARMN4038B

Heavy-Duty Microphone

Heavy-Duty Microphone for users who want more durability; also ideal for those who need a larger microphone that is easier to handle when wearing gloves.


AAREX4617A

Telephone-Style Handset

Ideal for users wanting to conduct private conversations. Ergonomically-designed, easy to hold. Includes cup and hardware.



Telephone-Style Handset is ideal for users wanting to conduct private conversations.



Heavy-Duty Microphone is larger, providing easier use for glove wearers.



Standard Compact Microphone provides basic Push-to-Talk functionality.



Telephone-Style Handset includes cup and hardware.

no strings attached . . .

REMOTE SPEAKER MICROPHONE KIT WITH BLUETOOTH™ WIRELESS TECHNOLOGY

RBN4000A

Remote Speaker Microphone Kit

Remote Speaker Microphone Plus with Bluetooth™ Wireless Technology (RMN4050A), and Mobile Radio Adapter (RLN5328A), Adapter Cable (RKN4092A) and 3-Meter Cable (RKN4077A).

RMN4050A

Remote Speaker Microphone Plus with Bluetooth Wireless Technology

RBN4001A

Mobile Adapter Kit with Bluetooth Wireless Technology

Includes Mobile Radio Adapter (RLN5328A), Adapter Cable (RKN4092A) and 3-Meter Cable (RKN4077A).

RKN4092B

Mobile Adapter Cable with Bluetooth Wireless Technology

RKN4077A

3-Meter Cable

RLN5328A

Radio Adapter with Bluetooth™ Wireless Technology

WADN4184A

Headset with Push-to-Talk

NNTN4033A

Privacy Earpiece with Microphone and Remote Push-to-Talk, Black



*Remote Speaker Microphone Plus with
Bluetooth™ Wireless Technology and
Remote Speaker Microphone Kit.*

Professional Series...

Communication You Can Count On.

Mounting Accessories...

GLN7324A

Low-Profile Mounting Bracket

Keeps radio tucked up under the dash; can also be positioned for floor mounting.

GLN7317A

High-Profile Mounting Bracket

Keeps radio tucked up under the dash, with extra clearance so radio can be tilted for a better view. Can also be positioned for floor mounting.

HLN8097A

Removable Slide Mount

Ideal for users who move radios from vehicle to vehicle; radio slips in and out of mount.

RLN4779A

Key Lock Mount

Key Lock Mount gives radio extra protection from theft by requiring use of a key to lock/unlock radio from its position in the mounting bracket.

RLN4774A


Three-Point Low Band Mount

Three-point Mount provides extra stability for mounting low band radio models.

RLN4781A

Direct In Dashboard Mounting Kit

Direct in Dashboard Mounting Kit is ideal if you prefer to mount the radio directly into the dashboard for better appearance or to keep it from being an obstruction in the vehicle. Control Head compatible with CDM750, CDM1250, and CDM1550 VHF and UHF only.



RLN4781A

With the Direct In Dashboard Mounting Kit you can keep your area free of clutter.



GLN7317A

High-Profile Mounting Bracket keeps radio tucked up under the dash.



HLN8097A

With a Removable Slide Mount the radio slips in and out of mount.



RLN4774A

Three-Point Low Band Mount provides extra stability for mounting low band radio models.

on the move . . .



REMOTE MOUNTING CABLES

- RKN4077A** *3m Remote Mount Cable*
- RKN4078A** *5m Remote Mount Cable*
- RKN4078A** *7m Remote Mount Cable*

These remote Mounting Cables are used to connect the radio chassis to the control head.

REMOTE MOUNTING KITS

- RLN4801A** *Remote Mount for CDM750 Control Head*
- RLN4802A** *Remote Mount for CDM1250, CDM1550, and CDM1550-LS Control Heads*

Remote Mounting Kits allow you to mount radio chassis in the trunk or under the seat and mount control head elsewhere in the vehicle. Ideal for vehicles with no convenient place to mount the complete radio near dashboard or where security may be of concern.

CABLES TO BATTERY

- HKN4137AR** *Low Power Cable, 12 volt, 1-45 watt*
- HKN4191B** *High Power Cable, 12 volt, 40-60 watt*
- HKN4192B** *Power Cable, 12 volt, 20 foot*
- HKN9327BR** *Ignition Switch Cable*

These cables are used to connect the battery to the radio chassis.

CDM DUAL CONTROL HEADS

- RLN5682A**
- Dual Control Head Interface Box**

The Dual Control Head Interface Box allows two remotely mounted CDM mobile control heads to be connected to one installed CDM mobile radio, allowing the two controlled heads to act as one receiver.

- RLN5898A**
- CDM750 Dual Control Head Kit**

- RLN5899A**
- CDM1250 Dual Control Head Kit**

- RLN5900A**
- CDM1550 Dual Control Head Kit**

The Dual Control Head kits include the interface box, a spare control head, a standard microphone and mounting equipment for both control heads.

Professional Series...

Hands-Free Accessories...

AARMN4027A

Visor Microphone

Visor Microphone for use with external Push-to-Talk accessories; microphone mounts to vehicle's visor for convenient hands-free operation of radio.

RLN4857A

Pushbutton with Push-to-Talk

Can be held in the hand, or mounted to the vehicle with touch fasteners. To be used in conjunction with visor microphone.

RLN4856A

Foot Switch with Push-to-Talk

Mounts to floor of vehicle; to be used in conjunction with visor microphone.

RLN4858A

Gooseneck Mount with Push-to-Talk

Mounts to steering wheel column; to be used in conjunction with visor microphone.

RLN4836AR

Emergency Foot Switch

Lets user notify the base station quickly and discreetly of trouble. Sends signal to base station and activates the microphone.



Hands-free accessories are easy to use. For conversations on the road, a Pushbutton with Push-to-Talk can be held in the hand, or mounted to the vehicle with touch fasteners.

attention please . . .

EXTERNAL SPEAKERS AND PUBLIC ADDRESS SYSTEMS FOR HIGH-NOISE ENVIRONMENTS

RSN4001A

External 13 Watt Speaker

Ideal for extremely noisy environments.

HSN8145B

External 7.5 Watt Speaker

Offers a high level of radio volume output.

RLN5288A

Public Address Kit

Includes two cables for mobile connection to public address box and speaker cables. Requires HSN1000B speaker.

HSN1000B

Amplified External Speaker for Public Address Audio

6 Watt. Required for use with RLN5288A.

HK9324AR

Public Address/Speaker Cable

15 foot length. One cable per speaker required.

HMN3000B

Desktop Microphone

Makes transmission easier for base station users, because the mobile microphone does not always have to be picked up. Large Push-to-Talk button. Black.

GLN7318A

Desktop Tray Without Speaker

Ideal for securing mobile in place in a desktop environment.

GLN7326A

Desktop Tray with Speaker

Ideal for securing mobile in place in a desktop environment. Includes speaker for increased volume when receiving calls in high-noise areas.



Desktop
Microphone for
base station users,
sold separately.

External 7.5 Watt
Speaker.

Amplified External
Speaker for Public
Address Audio Kit.

External 13 Watt
Speaker is perfect for
noisy environments.

Professional Series...

Mobile Data...

BASE INTERFACE PACKAGES

RDB4455A - 30-36 MHz

RDB4456A - 36-42 MHz

RDB4457A - 42-50 MHz

Now it's easy to enhance the coverage area of Motorola CDM Series mobile two-way radio systems. These convenient packages are designed for easy installation with existing base stations or repeaters. These Base Interface Packages can provide extended coverage by increasing RF output up to 100W.

The Base Interface cabinet contains its own power supply and amplifier, so no external sources are required. Servicing is a breeze too, with a removable front hinged panel that provides ready access to all interior components. The Base Interface Package can be used as a base station or repeater by adding a controller in the bracket on the mounting panel. Controllers are sold separately and listed in the product manual and Motorola price pages.

Features a 50% transmit/50% receive extended duty cycle. Include multiple coded squelch capabilities, and support MDC (Motorola Digital Calling) signaling. Can be programmed with optional software. Optional telephone interconnect capability is also available.

MOBILE DATA UNITS

RDN7368A

Mobile Display Terminal

Provides mobile status reporting and text messaging through its internal data modem. Features a 4x40 backlit LCD screen, 14-button status keypad, 5 serial ports for peripheral interfaces, and 6 auxiliary I/Os.

RDN7367A

Mobile Display Terminal with GPS*


Equipped with an Automatic Vehicle Location (AVL) device compatible with Global Positioning System technology.

RDN7369A

Stand-Alone Modem with GPS*

A cost-efficient way to add an Automatic Vehicle Location (AVL) device compatible with Global Positioning System technology. Also provides additional serial ports and auxiliary I/Os.

**US maps optional with GPS units*



Mobile Display Terminal is available with Automatic Vehicle Location system. Sold separately.

PERIPHERALS

RDN7371A

Magnetic Credit Card Reader

This Magnetic Credit Card Reader is used to capture card data which is relayed to the mobile data unit for Point-of-Sales transactions; used with RDN7379A (Credit Card Processing Software).

RDN7379A

Credit Card Processing Software

RDN7373A

The Mobile Printer

The Mobile Printer provides users with a hard copy of the information transmitted from the base dispatch location; used with RDN7371A (Magnetic Credit Card Reader).

RDN7377A

MAPS (US) Regional Software

RDN7378A

AVL Messaging Status Software

RDN7374A

Programming Software

POSITIONING MONITORS

Allows for remote control and monitoring of equipment and operations through two-way radio systems.

RDN6011A - Master Unit

Master unit connects to a CDM mobile and can monitor up to 8 separate field units that are connected to CDM Mobiles.

RDN6010A - Field Unit

Two-way radio technology is used to monitor valuable equipment and operations; field units will immediately shut down in the event of a malfunction.

MISCELLANEOUS

RDN7364A- Base Modem

A radio channel controller and modem that interfaces with the base radio; required with every radio channel or wireless circuit used within the system.

RDN7380A

Mobile Programming Hardware

Interface cable from PC to mobile data unit.

RDN7738A

Serial Breakout Unit

mobile priorities . . .



With the Master Unit you can stay connected with up to 8 CDM Mobiles.



Communication You Can Count On.

Professional Series...

CDM Control Station

Turn CDM Series mobile radios into a convenient desktop base station. Perfect for fleet operators in transportation, manufacturing and construction or public safety.

EASILY ADAPT CDM SERIES MOBILE RADIOS FOR FLEXIBLE, FUNCTIONAL DESKTOP USE

The CDM Control Station converts a CDM750™, CDM1250™, CDM1550™, or CDM1550•LS™ two-way radio into an attractive, convenient base station. This makes an ideal communication solution for transportation, manufacturing, construction and public safety users.

The radio mounts into the lightweight, portable chassis, containing a full range of front panel control buttons plus an internal microphone, speaker and power supply. A front connector allows for a range of external audio accessories, including a desk microphone, tone or DC remote adapter and telephone interconnect.

RLN5403A Control Station

For CDM750, CDM1250, CDM1550, and CDM1550•LS two-way radios.



With the CDM Control Station you can convert a CDM Series mobile radio into an attractive, convenient base station. Mobile radio and desktop microphone sold separately.



extra, extra read all about it . . .

KITS AND OPTION BOARD

RLN4829A - For CDM750

Replacement button kit includes buttons for MON (Monitor) and SCAN.

RLN4830A - For CDM1250, CDM1550, CDM1550·LS and CDM1550·LS*

Replacement button kit includes buttons for ZONE, XPAND, HI/LO, EMERGENCY, and V STR.

RLN4831A - For CDM1250, CDM1550, CDM1550·LS and CDM1550·LS*

Replacement button kit includes buttons for MON (Monitor), SCAN, CALL, PHONE and HOME.



MISCELLANEOUS

AAHLN9725C - Voice Storage Option Board

Voice Storage Option Board enables you to record and playback memos or incoming radio calls.

Professional Series...

Antennas...

ANTENNAS

The signals for these antennas are radiated vertically, making them ideal for urban environments where buildings might obstruct the signal.

RAB4002ARB - 29.7-36.0 MHz 1/4 Wave Base Loaded Roof Mount Antenna

RAB4003ARB - 39-42 MHz 1/4 Wave Base Loaded Roof Mount Antenna

RAB4004ARB - 42-50 MHz 1/4 Wave Base Loaded Roof Mount Antenna

HAD4006A - 136-144 MHz 1/4 Wave Roof Mount Antenna

HAD4007A - 146-150.8 MHz 1/4 Wave Roof Mount Antenna

HAD4008A - 150.8-162 MHz 1/4 Wave Roof Mount Antenna

HAD4009A - 162-174 MHz 1/4 Wave Roof Mount Antenna

HAE4002A - 403-430 MHz 1/4 Wave Roof Mount Antenna

HAE4003A - 450-470 MHz 1/4 Wave Roof Mount Antenna

HAE4004A - 470-512 MHz 1/4 Wave Roof Mount Antenna

These antennas are designed to direct the signal more towards the horizon, making them ideal for applications in more geo-graphically flat regions where signal coverage is sparse and must cover a larger area.

RAD4000AMB - 140-174 MHz 3dB Gain Magnetic Mount Antenna

HAD4014A - 144-174 MHz 3dB Gain Roof Mount Antenna

HAE4010A - 406-420 MHz 3.5dB Gain Roof Mount Antenna

HAE4011A - 450-470 MHz 3.5dB Gain Roof Mount Antenna

HAE4012A - 470-494 MHz 3.5dB Gain Roof Mount Antenna

RAE4004ARB - 450-470 MHz 5dB Gain Roof Mount Antenna

HAE4013A - 494-512 MHz 5dB Gain Roof Mount Antenna

GPS ANTENNAS

RDN7372A

Fixed Mount GPS Active Antenna

RDN7375A

Magnetic Mount GPS Active Antenna



HAE4003A



HAD4006A



HAD4009A



HAE4013A

HAD4008A

what's your signal . . .



Communication You Can Count On.



LOW PROFILE ANTENNAS

UHF

RAE4162A - White 410-430 MHz 3dB Gain Antenna

RAE4163A - Black 410-430 MHz 3dB Gain Antenna

RAE4164A - Black 430-450 MHz 3dB Gain Antenna

RAE4165A - White 430-450 MHz 3dB Gain Antenna

RAE4166A - Black 470-490 MHz 3dB Gain Antenna

RAE4167A - White 450-470 MHz 3dB Gain Antenna

RAE4168A - Black 450-470 MHz 3dB Gain Antenna

RAE4169A - White 470-490 MHz 3dB Gain Antenna

VHF

RAD4207A - White 150-168 MHz Unity Gain Antenna

RAD4208A - Black 150-168 MHz Unity Gain Antenna

RAD4209A - Black 142-160 MHz Unity Gain Antenna

RAD4210A - White 142-160 MHz Unity Gain Antenna

800 MHz

RAF4217A - White 821-896 MHz 3dB Gain Antenna

RAF4218A - Black 821-896 MHz 3dB Gain Antenna

RAF4219A - Black 806-866 MHz 3dB Gain Antenna

RAF4220A - White 806-866 MHz 3dB Gain Antenna

LOW PROFILE ANTENNA KITS

UHF

RAE4162ARB - White 410-430 MHz 3dB Gain Roof Mount Antenna

RAE4163ARB - Black 410-430 MHz 3dB Gain Roof Mount Antenna

RAE4164ARB - Black 430-450 MHz 3dB Gain Roof Mount Antenna

RAE4165ARB - White 430-450 MHz 3dB Gain Roof Mount Antenna

RAE4166ARB - Black 470-490 MHz 3dB Gain Roof Mount Antenna

RAE4167ARB - White 450-470 MHz 3dB Gain Roof Mount Antenna

RAE4168ARB - Black 450-470 MHz 3dB Gain Roof Mount Antenna

RAE4169ARB - White 470-490 MHz 3dB Gain Roof Mount Antenna

VHF

RAD4207ARB - White 150-168 MHz Unity Gain Roof Mount Antenna

RAD4208ARB - Black 150-168 MHz Unity Gain Roof Mount Antenna

RAD4209ARB - Black 142-160 MHz Unity Gain Roof Mount Antenna

RAD4210ARB - White 142-160 MHz Unity Gain Roof Mount Antenna

800MHz

RAF4217ARB - White 821-896 MHz 3dB Gain Roof Mount Antenna

RAF4218ARB - Black 821-896 MHz 3dB Gain Roof Mount Antenna

RAF4219ARB - Black 806-866 MHz 3dB Gain Roof Mount Antenna

RAF4220ARB - White 806-866 MHz 3dB Gain Roof Mount Antenna

Mounts

3080384M44 - Black Magnetic W/12 ft. of RG58A/U Cable, Mini UHF Crimp

3080384M45 - Chrome Magnetic W/12 ft. of RG58A/U Cable, Mini UHF Crimp

3080384M48 - 3/4" Roof Mount W/17 ft. of RG58A/U Cable, Mini UHF Crimp

3080384M46 - Chrome Trunk Mount W/17 ft. of RG58A/U Cable, Mini UHF Crimp

3080384M47 - Black Trunk Mount W/17 ft. of RG58A/U Cable, Mini UHF Crimp



3080384M48



RAF4220A

Professional Series...

For more information, please call:



MOTOROLA and the Stylized M Logo are registered in the US Patent & Trademark Office.
All other product and service names are the property of their respective owners.
© Motorola, Inc. 2005.

MD-EU-CDMSERIES
REV 03/05