



MOBILE INFORMATION
MANAGEMENT SOFTWARE
THE WIRELESS SOLUTION FOR THE TRANSFER
OF FILES AND APPLICATION UPGRADES

AirMobileTM Software

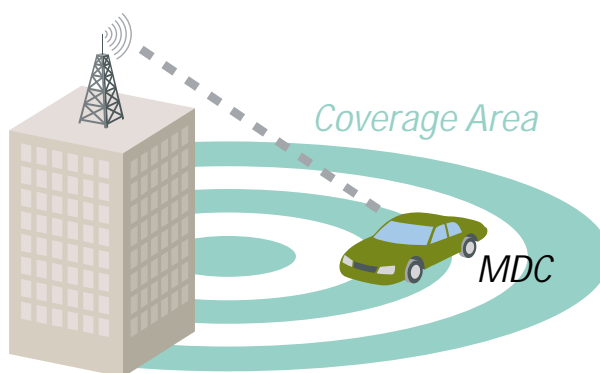
updates made easy

With the advent of mobile computing, there is an increasing need for essential information to be transferred to and from the mobile computer. Large amounts of information normally cannot be transferred wirelessly because they take up too much bandwidth and may delay critical messages. Moreover, it is a challenge to coordinate the rotation of various public entity vehicles when there is a software update or file to be transferred. Vehicles which normally must be scheduled for upgrades, must typically be brought into the shop and remain out of service during the process.

Traditional wireless mobile data networks are slower than Wireless Local Area Networks (WLAN), have a limited bandwidth and therefore are not always practical to update locally stored data. AirMobile provides officers, EMS personnel, firemen, field service, and other mobile users with virtually **unobtrusive access** to up-to-date files such as maps, patient information, reports, latest fire inspections, etc. Updates can occur simultaneously, allowing multiple vehicles to enter and leave the coverage area at the same time. AirMobile virtually eliminates the need to take an entire fleet of vehicles into the shop and out of service for information updates.

IMPROVES COMMUNICATION WITH WIRELESS DATA FILE TRANSFERS

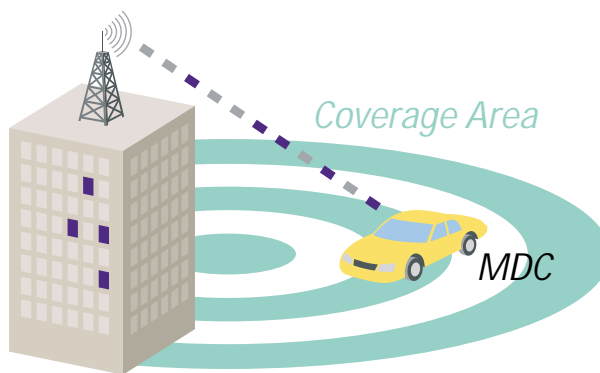
AirMobile transfers can significantly improve communication between the server and mobile users. Data maintained and frequently updated on the server can be **automatically transferred** to the mobile data computer (MDC) and vice versa on a periodic basis. AirMobile manages the process so that there is virtually no risk of losing data, even when MDCs come in and out of wireless network coverage during the update process.



In Session
AirMobile starts a session and checks for scheduled packages.

PROVIDES MOBILE USERS WITH ACCESS TO THE LATEST INFORMATION

AirMobile offers a way to install, upgrade, or uninstall software applications on an MDC virtually **without end-user intervention**. Performing software application installations or upgrades via WLAN enables low cost mobile information management without, in most instances, taking the vehicle out of operation. There is no longer a question as to which version of software is on the MDC, since all vehicles or a specific group of vehicles can be easily updated at the same time.



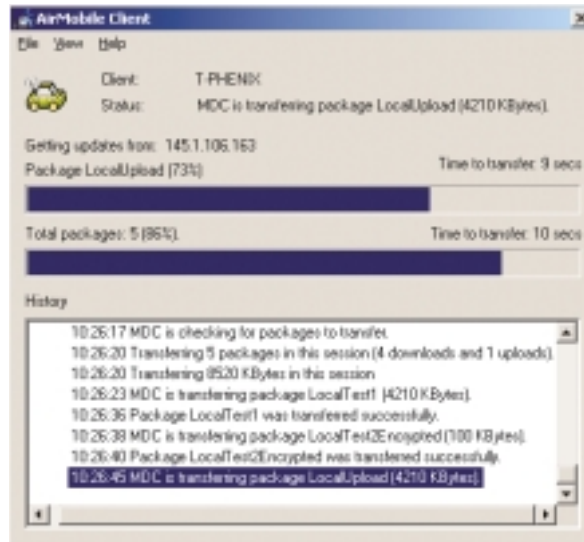
In Progress
Scheduled packages found. AirMobile begins package transfer.

Mobile users can be assured that they will have access to the latest critical information required to perform their work, such as mugshots, maps or hazardous materials lists.

ENSURES THAT UPDATES REACH THE MOBILE CLIENT

Once the MDC is in range, AirMobile determines whether there is data to be transferred and, if so, a transfer session is initiated. Thanks to AirMobile's **error and session recovery capabilities**, if a transfer is interrupted when a vehicle goes out of range, AirMobile will re-initiate the transfer and start from where it left off in the previous session. If the file transfer is interrupted, AirMobile returns the server and MDC to their original states, virtually without any user intervention.

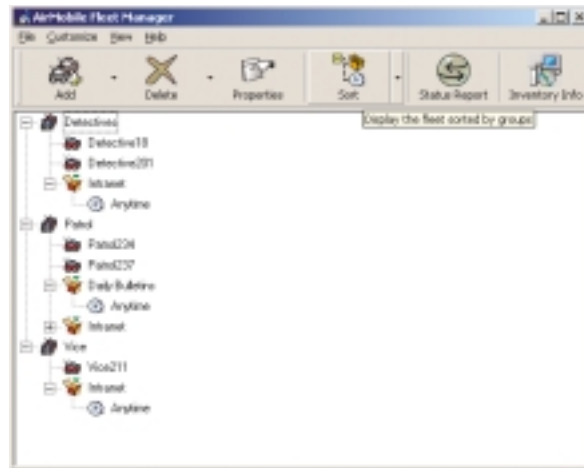
AirMobile's fleet management tools allow system administrators to obtain **status reports** of all scheduled file transfers between any unit in the fleet of vehicles and the AirMobile server. Administrators can also view **inventory information** for AirMobile client machines, such as details about the system, installed programs, network adapters and installed AirMobile packages for all AirMobile clients. With these reporting tools the administrator can verify that the clients have the right configuration and that information is being disseminated to the field and vice versa.



The Transfer Details window allows the mobile user to see the session status and transfer history.

STREAMLINES THE PROCESS OF DATA TRANSFER

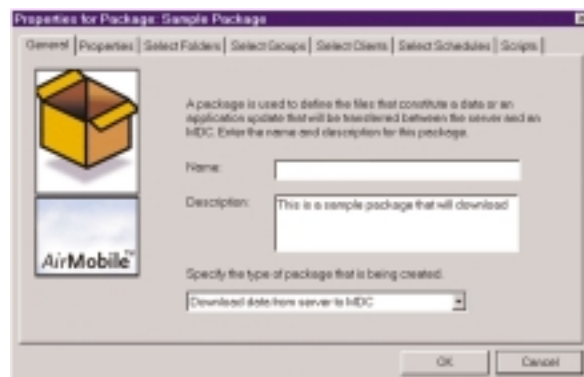
Data file transfers and software installations can be targeted to individual users or specific groups within the organization, such as field personnel or supervisors. The system administrator uses **Fleet Manager** to create updates, called "packages", that contain the files to be transferred. The packages define the source and destination of the files, as well as the timeframe in which the transfer is to take place. Through the creation of these packages, groups of one or more mobile users can receive or send scheduled transfers. Also, since AirMobile was designed for **"set and forget it"** operations, the administrator sets up packages only once and AirMobile takes care of the rest. Every time there is a change in the data, AirMobile will ensure it gets updated at the destination.



The Fleet Manager window is used to perform all tasks related to AirMobile information management and file transfer from the server to the mobile units and vice versa. The AirMobile system administrator creates packages, groups, and schedules for transfer.

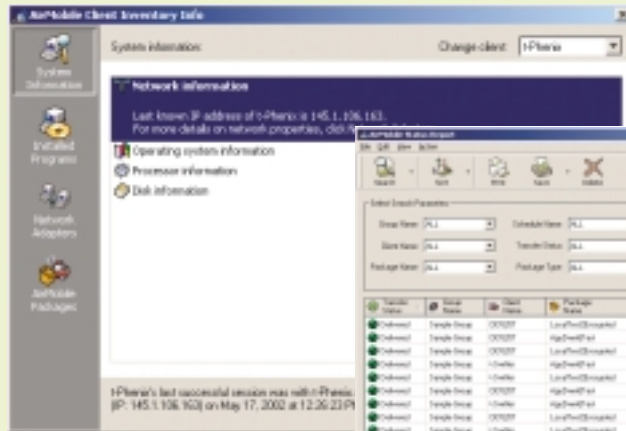
DynoServer is designed to facilitate enterprise-wide deployment of AirMobile, allowing the dynamic load balancing across the system. By using multiple servers in a **distributed architecture**, AirMobile minimizes the congestion on the system backbone, enabling a better infrastructure utilization and increased system performance.

With AirMobile, the process of getting the right information to the right people has never been easier.

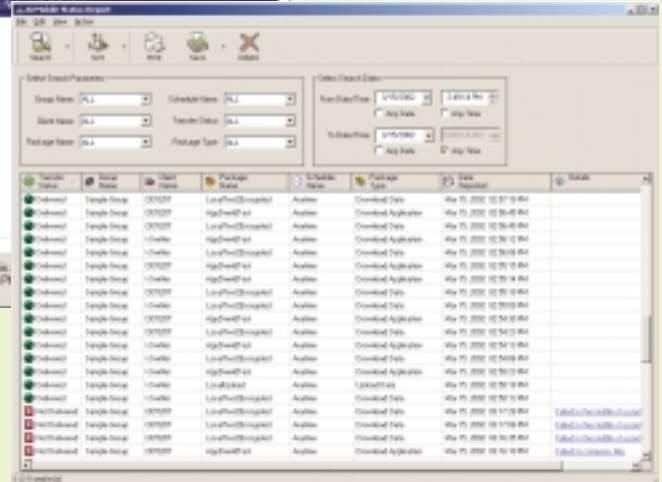


The Fleet Manager Wizard makes it easy for the administrator to define packages, clients, groups and schedules.

The Client Inventory window displays information about each client machine.



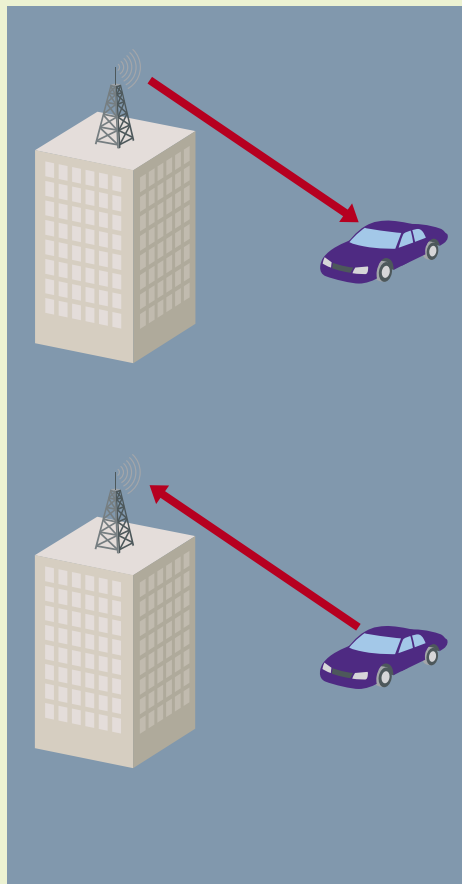
The Status Report window allows the system administrator to see the status of transfers by group, client, package and schedule.



Motorola offers AirMobile Information Management Software, an application designed for customers who need a way to handle regularly occurring file transfers or software updates while preserving the use of their wireless wide area network for mission-critical and real-time information. It provides the foundation for low cost remote mobile information management, supplying information updates to and from the vehicle, in a predetermined area, all traveling over WLAN technology. AirMobile was specially developed for use in a mobile environment, where vehicles may come in and out of range, allowing mobile workers faster access to information.

AirMobile is designed to lower the total cost of maintaining the mobile data system and makes mobile information management a breeze.

For additional information, please visit our web site at motorola.com/publicsafety. If you would like to view a product demonstration or speak to a sales representative in your area, please call us toll free at **888-567-7347**.



Downloads
(Server to MDC)

- Daily Briefings
- Mugshots
- Application Upgrades
- and more!

Uploads
(MDC to Server)

- Daily Work Orders
- Reports Filed by Officer
- Tickets Issued by Officer
- and more!

SERVER SPECIFICATIONS

Hardware for AirMobile Server Minimum Requirements	<ul style="list-style-type: none">• Pentium 4, 1.7 GHz Processor• 256MB SDRAM Memory• 256K Cache• 40 GB EIDE Hard Drive• 48X EIDE CD-ROM• 45 MB available disk space for AirMobile program files• 80 MB available disk space for SQL Server Desktop Engine• 1 NIC card
Software for AirMobile Server Minimum Requirements	<ul style="list-style-type: none">• Windows® 2000 Server SP2 or higher• Internet Explorer 6 and above

MDC SPECIFICATIONS

Each AirMobile mobile user must have a properly equipped mobile data computer (MDC) to participate in over-the-air information transfer. Each MDC must meet the following minimum requirements.

Hardware	<ul style="list-style-type: none">• 166 MHz Pentium processor (or faster); 233 MHz Pentium processor (or faster) for Windows NT• 32 MB of RAM (or greater); 64 MB of RAM (or greater) for Windows 2000• 10 MB available storage• Connection to the WLAN (as supported by the WLAN supplier)*
Software	<ul style="list-style-type: none">• Windows 95 OSR2, 98, 2000, NT4.0SP3, or Me

WLAN

	<ul style="list-style-type: none">• WLAN infrastructure required
--	--

*Contact our sales representative for a list of certified WLAN suppliers



MOTOROLA and the Stylized M Logo are registered in the U.S. Patent and Trademark Office. All other product or service names are the property of their respective owners.
© Motorola, Inc. 2002.