



# MISSION-CRITICAL DISPATCH ACCESSORIES





## MISSION-CRITICAL DISPATCH ACCESSORIES

As a dispatcher, when every second counts, it's your job to provide crucial intelligence to personnel and to keep people safe. Yet in today's world you have more information, resources, and tools competing for your attention than ever. Precious time is lost if you have to repeat yourself due to transmission difficulties. That's why we created a portfolio of mission-critical dispatching accessories. Based on extensive observation of the way dispatchers work, they have been thoughtfully designed to help you confidently and efficiently manage any situation that comes your way.



### **Purpose Built Accessories**

Superior Audio Quality and Performance



### **Flexible Mounting Options**

Freestanding or Permanently Mounted



### **Reliability Through and Through**

Rugged Physical Design for 24/7/365 Use

# USB GOOSENECK MICROPHONE B1951

The USB gooseneck microphone is specifically designed for use in mission critical dispatch products. This purpose-built USB-based microphone connects directly to the dispatch position's PC or USB hub.

With a dedicated instant transmit button located directly at the base of the microphone, dispatchers can effortlessly communicate with the talkgroup of their choice. The microphone has a dedicated monitor button, allowing dispatchers to quickly and easily listen on the channel to make sure another group isn't using it.

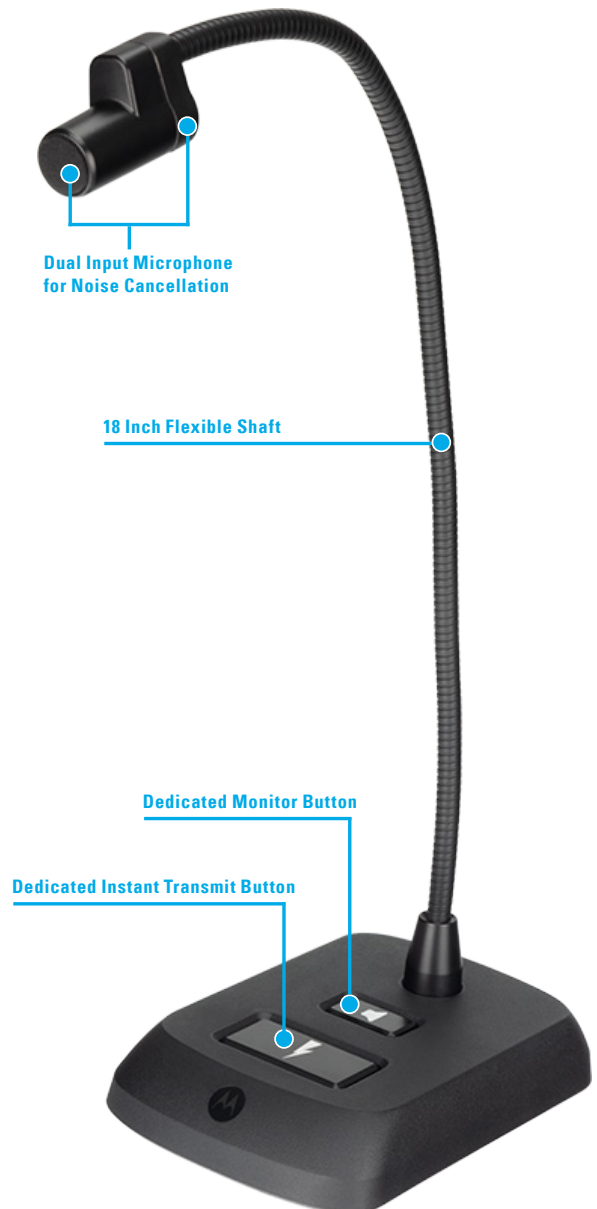
This microphone has built-in active noise cancellation capability designed to provide 20 db of front to back noise cancellation. Active noise cancellation delivers loud and clear audio by virtually eliminating both off-axis coloration and proximity effect that causes bassy and muffled audio when speaking too close to the microphone.

The microphone has flexible mounting configurations available. With both freestanding or permanent mounting options, the microphone will seamlessly blend into the environment however you see fit. The base of the microphone has threaded holes allowing you to securely fasten it to your dispatch furniture.

Utilizing the industry standard USB-C connector, the gooseneck microphone can be used with commercially available cables. For added assurance and optimal performance, special cables are available that can better meet the needs of mission-critical environments. The USB gooseneck microphone comes with two different cables. One of the cables has a Type A connector. The other cable has a Type C connector. These cables are longer than commercially available cables (4.5 meters) so they can be routed through dispatch furniture. They also include a thumb screw on the end that connects to the speaker to secure the cable to the speaker minimizing the risk of accidentally losing connection and missing incoming audio.

## GOOSENECK MICROPHONE SPECIFICATIONS

Frequency Response	150 - 12,500 Hz at 48 kHz sampling rate 80 - 3,750 Hz at 8 kHz sampling rate
Total Harmonic Distortion	<5%
Noise Cancellation	Minimum of 20 dB active noise cancellation
Dimensions (H x W x D)	21.0 x 4.7 x 6.5 inches (Gooseneck pointing straight up) 533 x 119 x 165 mm
Mounting Options	Freestanding Or Permanent - via two #10-32 threaded holes conveniently located at the base of the microphone stand that can be used to attach to flat surfaces.
Weight	2.6 lbs 1.2 kg
Power Consumption	<< 1 Watt
Thermal Output	< 1 BTU/Hr
Operating Temperature	32°F to 104°F 0°C to 40°C
Storage Temperature	-13°F to 158°F -25°C to 70°C
Relative Humidity Operating	0% - 90% relative humidity at 40°C non-condensing
Cable Connector Type	USB-C
Cable Length	4.5 meters 14.8 feet



# USB DESKTOP SPEAKER B1952

The USB speaker has been specifically designed for use in mission-critical environments. This USB-based desktop speaker connects directly into the dispatch position's PC or USB hub. Unlike commercially available desktop speaker systems, each speaker offers its own individual volume control. Having an adjustable volume control on each speaker allows dispatchers to more effectively manage incoming audio streams. The speakers can be powered via USB, or for added amplification, with an external power supply. For the highest audio quality it is recommended the speaker be used with an external power supply.

## THE USB DESKTOP SPEAKER SYSTEM PROVIDES DIFFERENT POWER LEVELS AS FOLLOWS:

85 db SPL at 50 cm	~2W	With no external power supply and a USB connection capable of providing 500mA of current
92 db SPL at 50 cm	~5W	With no external power supply and a USB connection capable of providing 1.5A of current
95 db SPL at 50 cm	~10W	With no external power supply and a USB connection capable of providing 3.0A of current
102 db SPL at 50 cm	~20W	With any type of USB connection and an external power supply

The speakers have a Type C USB connector with a threaded hole above it. While the speaker can be used with commercially available USB cables, special cables are available that can better meet the needs of mission critical customers. The USB desktop speaker comes with two different cables. One of the cables has a Type A connector. The other cable has a Type C connector. These cables are longer than commercially available cables (4.5 meters) so they can be routed through dispatch furniture. They also include a thumb screw on the end that connects to the speaker to secure the cable to the speaker minimizing the risk of accidentally losing connection and missing incoming audio.



Volume Control Knob

LED Status Indicator

Flexible Mounting Options



## USB DESKTOP SPEAKER SPECIFICATIONS

Frequency Response	120 - 10,300 Hz at 48kHz sampling rate 120 - 3,700 Hz at 8 kHz sampling rate
Total Harmonic Distortion	<5%
Dimensions (H x W x D)	Without Mounting Bracket 6.1 x 5.3 x 5.0 inches 155 x 135 x 127 mm
	With Mounting Bracket 6.5 x 6.9 x 5.5 inches 165 x 175 x 140 mm
Weight	Speaker Only 2.0 lbs 0.9 kg
	With Mounting Bracket 2.6 lbs 1.2 kg
Power Consumption	With External Power Supply 41 Watts (maximum) 25 Watts (typical)
	With USB Supplying 3A 15 Watts (maximum) 9.1 Watts (typical)
	With USB Supplying 1.5A 7.5 Watts (maximum) 4.5 Watts (typical)
	With USB Supplying 500 mA 2.5 Watts (maximum) 1.5 Watts (typical)
Thermal Output	With External Power Supply 140 BTU/Hr (maximum) 86 BTU/Hr (typical)
	With USB Supplying 3A 52 BTU/Hr (maximum) 31 BTU/Hr (typical)
	With USB Supplying 1.5A 26 BTU/Hr (maximum) 16 BTU/Hr (typical)
	With USB Supplying 500 mA 9 BTU/Hr (maximum) 6 BTU/Hr (typical)
DC Operating Voltage	24 VDC (nominal)
Operating Temperature	32°F to 104°F 0°C to 40°C
	Storage Temperature
Relative Humidity Operating	0% - 90% relative humidity at 40°C non-condensing

# HEADSET JACK BOX B1913

The headset jack box allows a dispatcher to use a headset while operating the dispatch position. The headset jack supports headsets which use either PJ7 (6-wire) or PJ327 (4-wire) longframe connectors. (6-wire headsets have a PTT button while 4-wire headsets do not have a PTT button.) The headset jacks ship from the factory configured for 6-wire headsets but can be reconfigured for 4-wire headsets in the field.

The headset jack contains two volume controls; one for adjusting the level of received radio audio and one for adjusting the level of received telephone audio. A small dimple is molded into the headset jack housing near the telephone volume control so the dispatcher can tell them apart without having to look at them.

The headset jack may be mounted either underneath a writing surface or on top of a writing surface. It is designed with a low profile and rounded edges to minimize "knee banging" when mounted underneath a writing surface.

## HEADSET JACK BOX SPECIFICATIONS

Frequency Response	300 - 3400 Hz
Total Harmonic Distortion	<1.0%
Dimensions (H x W x D)	1.6 x 5 x 6 inches 41 x 127 x 152 mm
Weight	1.2 lbs (0.5 kg)
Cable Length	12 feet (3.7 m) total length 6 feet (1.8 m) for permanently attached cable 6 feet (1.8 m) for extension cable
Power Consumption	<< 1 Watt
Thermal Output	< 1 BTU/Hr
Operating Temperature	50°F to 86°F 10°C to 30°C
Storage Temperature	50°F to 86°F 10°C to 30°C
Relative Humidity Operating	0% - 90% relative humidity at 30°C non-condensing

Received Radio Audio Adjuster



Received Telephone Audio Adjuster

Mounting Holes (x4)



Top View



Bottom View

# FOOTSWITCH DSTWIN6328A

The footswitch provides two separate foot pedals for controlling functions on your radio dispatch position. Typically, one pedal controls the general transmit function while the other pedal controls the monitor (disable CTCSS) function.

Each pedal controls its own single pole, double throw (Form C) switch with the common and normally open terminals of each switch connected to the footswitch cable. The free end of the cable terminates in a RJ45 connector.

The footswitch is built with quality heavy cast iron construction and provides a non-skid base pad minimizing the chance of a missed transmission. With four screw holes you can permanently install the footswitch or keep it mobile.

## FOOTSWITCH SPECIFICATIONS

Dimensions (H x W x D)	1.8 x 8.4 x 4.6 inches 45.72 x 213.36 x 116.84 mm
Weight	5.0 lbs (2.3 kg)
Cable Length	10 feet 3.0 m
Operating Temperature	-20°F to 140°F -29°C to 60°C
Storage Temperature	-20°F to 140°F -29°C to 60°C
Relative Humidity Operating	0% - 90% relative humidity at 60°C non-condensing



# PLANTRONICS HEADSETS

The Plantronics EncorePro 510 and EncorePro 520 headsets are certified for use with dispatch consoles from Motorola Solutions. These headsets provide all day comfort with soft ear cushions, superior noise-cancelling for clearer calls, and increased reliability so conversations can continue without worry. The flexible microphone provides both visual and tactical positioning guides for precise positioning resulting in clearer conversations. These headsets meet OSHA standards for work regulations. You can use headsets not certified by Motorola Solutions but we cannot guarantee their performance.


For more information about these products is available at <https://www.plantronics.com/us/en/product/encorepro-510-520>



**EncorePro 510**



**EncorePro 520**





## ANALOG GOOSENECK MICROPHONE B1914

The analog gooseneck microphone is specifically designed for use in mission-critical dispatch products. It is an analog microphone that connects directly to the dispatch positions' voice processor module (VPM) or audio interface module (AIM). It has an 18 inch flexible shaft, a dedicated transmit button and a dedicated monitor button.

The microphone has a cardioid pickup pattern that provides at least 12 dB of front-to-back discrimination of audio to minimize unwanted background noise from being picked up.

The cable connecting the microphone to the VPM or AIM is 10 feet (3.05 m) long. The microphone can be freestanding or permanently mounted. There are two #10-32 threaded holes in the base of the microphone that can be used to attach it to flat surfaces.

### ANALOG GOOSENECK MICROPHONE SPECIFICATIONS

Frequency Response	300 -3400 Hz
Total Harmonic Distortion	<5%
Front-to-Back Discrimination	Minimum of 12 dB
Dimensions (H x W x D)	21.8 x 4.8 x 6.6 inches (Gooseneck pointing straight up) 552 x 121 x 168 mm
Weight	2.4 lbs (1.1 kg)
Power Consumption	<< 1 Watt
Thermal Output	< 1 BTU/Hr
Operating Temperature	50°F to 86°F 10°C to 30°C
Relative Humidity Operating	0% - 90% relative humidity at 30°C non-condensing







## ANALOG SPEAKER B1912

The analog speaker is specifically designed for use in mission critical dispatch products. It is an analog desktop speaker that connects to the MCC 7500 dispatch position's voice processor module (VPM). Each speaker has its own individual volume control with a configurable minimum volume level. It is powered by the VPM, so no AC line cords or external power supplies are needed.

The speaker provides up to 2 Watts of output power.

The cable connecting the speaker to the VPM is 10.1 feet (3.09 m) long. The speaker comes with a mounting bracket that can be used to permanently mount the speaker on flat horizontal or vertical surfaces. The speaker may also be freestanding.

### ANALOG SPEAKER SPECIFICATIONS

Frequency Response	300 - 3400 Hz
Total Harmonic Distortion	<5%
Dimensions (H x W x D)	Without Mounting Bracket 4.9 x 4.0 x 3.5 inches 124 x 102 x 89 mm
	With Mounting Bracket 4.9 x 4.0 x 5.8 inches 124 x 102 x 146 mm
Weight	0.7 lbs 0.3 kg
Power Consumption	4.5 Watts (maximum) 2.3 Watts (typical)
Thermal Output	15 BTU/Hr (maximum) 8 BTU/Hr (typical)
DC Operating Voltage	12 VDC (nominal)
Operating Temperature	50°F to 86°F 10°C to 30°C
Storage Temperature	50°F to 86°F 10°C to 30°C
Relative Humidity Operating	0% - 90% relative humidity at 30°C non-condensing





USB Gooseneck Microphone



USB Speaker



Headset Jackbox



Footswitch



EncorePro 510



EncorePro 520




Analog Gooseneck Microphone



Analog Speaker

	USB Gooseneck Microphone	USB Speaker	Headset Jackbox	Footswitch	EncorePro 510	EncorePro 520	Analog Gooseneck Microphone	Analog Speaker
CommandCentral AXS	✓	✓	✓	✓	✓	✓	✓	
MCC 7500E	✓	✓	✓	✓	✓	✓	✓	
MCC 7500			✓	✓	✓	✓	✓	✓



For more information about our mission-critical dispatch accessories please visit [www.motorolasolutions.com/dispatch](http://www.motorolasolutions.com/dispatch)

Motorola Solutions, Inc. 500 West Monroe Street, Chicago, IL 60661 U.S.A. [motorolasolutions.com](http://motorolasolutions.com)

MOTOROLA, MOTO, MOTOROLA SOLUTIONS and the Stylized M Logo are trademarks or registered trademarks of Motorola Trademark Holdings, LLC and are used under license. All other trademarks are the property of their respective owners. © 2019 Motorola Solutions, Inc. All rights reserved. 07-2019